

Oak Brook  
Park District  
*A National Gold Medal Agency*



HAPPY | FIT | ACTIVE

# Oak Brook Park District Board Packet

## May 18, 2026

We strive to provide the **very best** in **park** and **recreational opportunities, facilities,** and **open lands** for **our community.**

Family Recreation Center | 1450 Forest Gate Road | Oak Brook, IL 60523-2151 | P: 630-990-4233 | F: 630-990-8379  
Tennis Center | 1300 Forest Gate Road | Oak Brook, IL 60523-2151 | P: 630-990-4660 | F: 630-990-4818

[www.obparks.org](http://www.obparks.org)



## Pledge of Allegiance

I pledge allegiance to the flag of the United States of America, and to the Republic for which it stands, one nation under God, indivisible, with liberty and justice for all.

## Annual Meeting

### A. Election of Park Board President and Vice President

*[President Knitter asks for nominations for Board President. When all nominations have apparently been made, she announces that nominations are closed. If there is only one nomination, she asks for a Motion (and a second) to elect \_\_\_\_\_ as President. **Voice Vote - "All in favor."***

*If there is more than one nomination, a Motion (and second) is taken for the first nominee. Roll Call Vote. If the first nominee is not elected by 3 votes, a Motion (and a second) is taken for the second nominee, and the process is repeated until a President is elected by **Roll Call Vote**. Once a President is elected, the President takes the Chair and repeats the above process for nominees for Vice President.]*

### B. Appointment of Board Secretary and Treasurer

*[The President states that the current Board Secretary is Executive Director Laure Kosey. The President proposes that, since the Board's secretary has traditionally been the Executive Director, Laure Kosey should be reappointed to serve as Secretary unless any Board member has an objection. If not, the President asks for a Motion (and a second) to appoint Laure Kosey as the District's Secretary. **Voice Vote – "All in favor."** If there is an objection, ask for proposed names for the appointment and proceed as with the appointment below.*

*Then, the President asks for nominations for Treasurer. When all nominations have apparently been made, the President announces that nominations are closed. If there is only one nomination, the President asks for a Motion (and a second) to appoint \_\_\_\_\_ as Treasurer. **Voice Vote -- "All in favor."** If there is more than one nomination, a Motion (and second) is taken for the first nominee. **Roll Call Vote**. If the first nominee is not approved for appointment by 3 votes, a Motion (and a second) is taken for the second nominee, and the process is repeated until a Treasurer is appointed by **Roll Call Vote**.]*

## Agenda and Agenda Vote



**AGENDA**  
**REGULAR MEETING OF THE OAK BROOK PARK DISTRICT**  
**BOARD OF COMMISSIONERS**  
**May 18, 2026 – 6:30 p.m.**  
**Canterberry Room**

1. CALL TO ORDER THE REGULAR MEETING OF THE OAK BROOK PARK DISTRICT BOARD OF COMMISSIONERS AND CONDUCT THE ROLL CALL
2. PLEDGE OF ALLEGIANCE
3. ANNUAL MEETING
  - a. Election of Park Board President and Vice President
  - b. Appointment of Board Secretary and Treasurer
4. OPEN FORUM
5. APPROVAL OF AGENDA, MINUTES, AND FINANCIAL STATEMENT
  - a. APPROVAL OF THE MAY 18, 2026 AGENDA
  - b. APPROVAL OF MINUTES
    - i. April 20, 2026 Regular Board Meeting Minutes
  - c. APPROVAL OF FINANCIAL STATEMENT ENDING APRIL 30, 2026
    - i. Warrant 708
6. STAFF RECOGNITION
  - a. None
7. PRESENTATIONS/PROCLAMATIONS
  - a. Review of the Oak Brook Park District Strategic Plan 2025-2029
8. REPORTS:
  - a. Administration and Enterprise Operations Report
  - b. Finance and Human Resources Report
  - c. Recreation and Communications Report
  - d. Parks and Facilities Report
9. UNFINISHED BUSINESS
  - a. Ordinance 26-0518: An Ordinance Declaring Surplus Personal Property and Authorizing Conveyance or Sale Thereof
  - b. General Use Regulations Chapter 1





**AGENDA**  
**REGULAR MEETING OF THE OAK BROOK PARK DISTRICT**  
**BOARD OF COMMISSIONERS**  
**May 18, 2026 – 6:30 p.m.**  
**Canterberry Room**

10. NEW BUSINESS

- a. Objectives and Key Results 2026-27
- b. Ordinance 26-0518: An Ordinance for Transferring Anticipated Unexpended Funds from Certain Appropriation Items to Other Items of Appropriation.
- c. General Use Regulations Chapters 2-3

11. ENTER CLOSED SESSION: For the purpose of the selection of a person to fill a public office, as defined in this Act, including a vacancy in a public office, when the public body is given power to appoint under law or ordinance, or the discipline, performance or removal of the occupant of a public office, when the public body is given power to remove the occupant under law or ordinance, pursuant to 5 ILCS 120/2(c)(3) of the Open Meetings Act.

12. ARISE FROM CLOSED SESSION AND RESUME THE OPEN SESSION

13. THE NEXT REGULAR MEETING OF THE OAK BROOK PARK DISTRICT BOARD OF PARK COMMISSIONERS WILL BE HELD ON JUNE 15, 2026, 6:30 P.M.

14. ADJOURNMENT

In accordance with the provisions of the Americans with Disabilities Act, any individual who is in need of a reasonable accommodation in order to participate in or benefit from attendance at a public meeting of the Oak Brook Park District Board of Commissioners should contact: Laure Kosey, Executive Director at 630-645-9535.





**AGENDA**  
**REGULAR MEETING OF THE OAK BROOK PARK DISTRICT**  
**BOARD OF COMMISSIONERS**  
**May 18, 2026 – 6:30 p.m.**  
**Canterberry Room**

1. CALL TO ORDER THE REGULAR MEETING OF THE OAK BROOK PARK DISTRICT BOARD OF COMMISSIONERS AND CONDUCT THE ROLL CALL *[Call to order the Regular Meeting of the Oak Brook Park District Board of Commissioners and ask the Recording Secretary to conduct the **Roll Call**.]*
2. PLEDGE OF ALLEGIANCE *[Recite the Pledge of Allegiance]*
3. ANNUAL MEETING
  - a. Election of Park Board President and Vice President  
*[President Knitter asks for nominations for Board President. When all nominations have apparently been made, she announces that nominations are closed. If there is only one nomination, she asks for a Motion (and a Second) to elect \_\_\_\_\_ as President. **Voice Vote - "All in favor."***  
  
*If there is more than one nomination, a Motion (and a Second) is taken for the first nominee. Roll Call Vote. If the first nominee is not elected by 3 votes, a Motion (and a Second) is taken for the second nominee, and the process is repeated until a President is elected by **Roll Call Vote**. Once a President is elected, the President takes the Chair and repeats the above process for nominees for Vice President.]*
  - b. Appointment of Board Secretary and Treasurer  
*[The President states that the current Board Secretary is Executive Director Laure Kosey. The President proposes that, since the Board's secretary has traditionally been the Executive Director, Laure Kosey should be reappointed to serve as Secretary unless any Board member has an objection. If not, the President asks for a Motion (and a Second) to appoint Laure Kosey as the District's Secretary. **Voice Vote – "All in favor."** If there is an objection, ask for proposed names for the appointment and proceed as with the appointment below.*  
  
*Then, the President asks for nominations for Treasurer. When all nominations have apparently been made, the President announces that nominations are closed. If there is only one nomination, the President asks for a Motion (and a Second) to appoint \_\_\_\_\_ as Treasurer. **Voice Vote -- "All in favor."** If there is more than one nomination, a Motion (and a Second) is taken for the first nominee. **Roll Call Vote**. If the first nominee is not approved for appointment by 3 votes, a Motion (and a Second) is taken for the second nominee, and the process is repeated until a Treasurer is appointed by **Roll Call Vote**.]*
4. OPEN FORUM *[Ask whether there are any Public Comments under "Open Forum." If necessary, the President may advise speakers to observe the rules set forth in Section 1.1VII B of the Rules of the Board of Park Commissioners.]*





**AGENDA**  
**REGULAR MEETING OF THE OAK BROOK PARK DISTRICT**  
**BOARD OF COMMISSIONERS**  
**May 18, 2026 – 6:30 p.m.**  
**Canterberry Room**

5. APPROVAL OF AGENDA, MINUTES, AND FINANCIAL STATEMENT

- a. APPROVAL OF THE MAY 18, 2026 AGENDA *[Request a Motion (and a Second) to approve the May 18, 2026 Agenda. Roll Call Vote...]*
- b. APPROVAL OF MINUTES
  - i. April 20, 2026 Regular Board Meeting Minutes *[Request a Motion (and a Second) to approve the April 20, 2026 Regular Board Meeting Minutes. Roll Call Vote...]*
- c. APPROVAL OF FINANCIAL STATEMENT ENDING APRIL 30, 2026
  - i. Warrant 708 *[Request a Motion (and a Second) to approve Financial Statement Ending April 30, 2026. Roll Call Vote...]*

6. STAFF RECOGNITION

- a. None

7. PRESENTATIONS/PROCLAMATIONS *[For Review and Discussion Only]*

- a. Review of the Oak Brook Park District Strategic Plan 2025-2029

8. REPORTS: *[For Review and Discussion Only]*

- a. Administration and Enterprise Operations Report
- b. Finance and Human Resources Report
- c. Recreation and Communications Report
- d. Parks and Facilities Report

9. UNFINISHED BUSINESS

- a. Ordinance 26-0518: An Ordinance Declaring Surplus Personal Property and Authorizing Conveyance or Sale Thereof *[Request a Motion (and a Second) to approve Ordinance 26-0518: An Ordinance Declaring Surplus Property and Authorizing Conveyance or Sale Thereof. Roll Call Vote...]*
- b. General Use Regulations Chapter 1 *[Request a Motion (and a Second) to approve the recommended updates to Chapter One of the General Use Regulations. Roll Call Vote...]*

10. NEW BUSINESS *[For Review and Discussion Only]*

- a. Objectives and Key Results
- b. Ordinance 26-0518: An Ordinance for Transferring Anticipated Unexpended Funds from Certain Appropriation Items to Other Items of Appropriation.
- c. General Use Regulations Sections 2-3





**AGENDA**  
**REGULAR MEETING OF THE OAK BROOK PARK DISTRICT**  
**BOARD OF COMMISSIONERS**  
**May 18, 2026 – 6:30 p.m.**  
**Canterberry Room**

11. ENTER CLOSED SESSION: For the purpose of the selection of a person to fill a public office, as defined in this Act, including a vacancy in a public office, when the public body is given power to appoint under law or ordinance, or the discipline, performance or removal of the occupant of a public office, when the public body is given power to remove the occupant under law or ordinance, pursuant to 5 ILCS 120/2(c)(3) of the Open Meetings Act. *[Request a Motion (and a Second) to enter into closed session for the purpose of the selection of a person to fill a public office, as defined in this Act, including a vacancy in a public office, when the public body is given power to appoint under law or ordinance, or the discipline, performance or removal of the occupant of a public office, when the public body is given power to remove the occupant under law or ordinance, pursuant to 5 ILCS 120/2(c)(3) of the Open Meetings Act. Roll Call Vote...]*
12. ARISE FROM CLOSED SESSION AND RESUME THE OPEN SESSION *[Request a Motion and a Second to arise from closed session and resume the open session. Roll Call Vote...]*
13. THE NEXT REGULAR MEETING OF THE OAK BROOK PARK DISTRICT BOARD OF PARK COMMISSIONERS WILL BE HELD ON JUNE 15, 2026, 6:30 P.M. *[Announce the next Regular Meeting of the Oak Brook Park District Board of Park Commissioners will be held on June 15, 2026, 6:30 p.m.]*
14. ADJOURNMENT *[Request a Motion and a Second to adjourn the May 18, 2026 Regular Meeting of the Oak Brook Park District Board of Commissioners. Voice Vote, All in Favor ...]*

In accordance with the provisions of the Americans with Disabilities Act, any individual who is in need of a reasonable accommodation in order to participate in or benefit from attendance at a public meeting of the Oak Brook Park District Board of Commissioners should contact: Laure Kosey, Executive Director at 630-645-9535.



Minutes

**MINUTES**  
**PUBLIC HEARING AND REGULAR MEETING OF THE OAK BROOK PARK DISTRICT**  
**BOARD OF COMMISSIONERS**  
**April 20, 2026 – 6:30 p.m.**  
**Canterberry Room**

1. PUBLIC HEARING- FOR THE PROPOSED BUDGET AND APPROPRIATION ORDINANCE FOR FISCAL YEAR MAY 1, 2026 - APRIL 30, 2027 (*Notice of the Public Hearing was published in the Doings-Oak Brook Newspaper – April 9, 2026.*)

- a. Call to Order and Roll Call

President Knitter called to order the Public Hearing for the Proposed Budget and Appropriation Ordinance for Fiscal Year May 1, 2026 – April 30, 2026 at the hour of 6:30 p.m. Commissioners Chan, Gondek, Ivkovic Kelley, Vescovi, and President Knitter answered “present” from the Oak Brook Park District Family Recreation Center, Canterbury Conference Room. Also present in Canterbury Conference Room was Laure Kosey, Executive Director; Marco Salinas, Chief Financial Officer; Bob Johnson, Deputy Director; Robert Pechous, Director of Recreation and Communications; and David Freeman, District Attorney.

The Pledge of Allegiance was recited after Roll Call.

- b. Open Forum for the Proposed Budget and Appropriation Ordinance for Fiscal Year May 1, 2026 – April 30, 2027

There was no public comment.

- c. Adjournment of Public Hearing

Motion: Commissioner Ivkovic Kelley made a motion, seconded by Commissioner Gondek, to adjourn the April 20, 2026, Public Hearing for the Proposed Budget and Appropriation Ordinance for Fiscal Year May 1, 2026 – April 30, 2027, at the hour of 6:32 p.m. The motion passed by voice vote.

2. CALL TO ORDER THE REGULAR MEETING OF THE OAK BROOK PARK DISTRICT BOARD OF COMMISSIONERS AND CONDUCT THE ROLL CALL

3. PLEDGE OF ALLEGIANCE

4. OPEN FORUM

President Knitter asked if there were any public comments and provided a summary of the policy for open forum.

There was no public comment.

5. APPROVAL OF AGENDA, MINUTES, AND FINANCIAL STATEMENT

- a. APPROVAL OF THE APRIL 20, 2026 AGENDA

Motion: Commissioner Ivkovic Kelley made a motion, seconded by Commissioner Gondek, to approve the April 20, 2026 Regular Board Agenda.

The motion passed by roll call vote.

Ayes: Commissioners Chan, Gondek, Ivkovic Kelley, Vescovi, and President Knitter

Nays: None

b. APPROVAL OF MINUTES

i. March 16, 2026 Regular Board Meeting Minutes

Motion: Commissioner Chan made a motion, seconded by Commissioner Vescovi, to approve the March 16, 2026 Regular Board Meeting Minutes as amended.

Commissioner Chan explained her reasons for amending the minutes. Commissioner Chan's amendments have been shared with the commissioners.

The motion did not pass by roll call vote.

Ayes: Commissioners Vescovi and Chan

Nays: Commissioners Ivkovic Kelley, Gondek, and President Knitter

Motion: Commissioner Ivkovic Kelley made a motion, seconded by Commissioner Gondek, to approve the March 16, 2026 Regular Board Meeting Minutes as presented.

The motion passed by roll call vote.

Ayes: Commissioners Gondek, Ivkovic Kelley, and President Knitter

Nays: Commissioners Chan and Vescovi

ii. March 16, 2026 Closed Board Meeting Minutes

Motion: Commissioner Chan made a motion, seconded by Commissioner Vescovi, to approve the March 16, 2026 Closed Board Meeting Minutes as amended.

Commissioner Chan explained her reasons for amending the Closed Session minutes.

The motion did not pass by roll call vote.

Ayes: Commissioners Vescovi and Chan

Nays: Commissioners Ivkovic Kelley, Gondek, and President Knitter

Motion: Commissioner Ivkovic Kelley made a motion, seconded by Commissioner Gondek, to approve the March 16, 2026 Closed Board Meeting Minutes as presented.

The motion passed by roll call vote.

Ayes: Commissioners Gondek, Ivkovic Kelley, and President Knitter

Nays: Commissioners Chan and Vescovi

c. APPROVAL OF FINANCIAL STATEMENT ENDING MARCH 31, 2026

i. Warrant 707

Motion: Commissioner Ivkovic Kelley made a motion, seconded by Commissioner Gondek, to approve the Financial Statement.

Commissioner Chan stated her reasons for not approving Warrant 707.

The motion passed by roll call vote.

Ayes: Commissioners Ivkovic Kelley, Gondek, and President Knitter

Nays: Commissioners Vescovi and Chan

6. STAFF RECOGNITION

- a. None

7. PRESENTATIONS/PROCLAMATIONS

- a. None

8. REPORTS:

- a. Administration and Enterprise Operations Report

Dr. Laure Kosey presented her report, which can be found in the Park District's records.

President Knitter stated that the staff did a great job with the River Cleanup.

Commissioner Chan reported that a resident had an issue with the basketball court's availability. Commissioner Chan continued to speak of the Fordon Horse Barn.

Johnson stated that the future of the barn will be the Board's decision.

- b. Finance and Human Resources Report

Marco Salinas presented his report, which can be found in the Park District's records.

- c. Recreation and Communications Report

Robert Pechous presented his report, which can be found in the Park District's records.

- d. Parks and Facilities Report

Bob Johnson presented his report, which can be found in the Park District's records.

President Knitter received positive feedback concerning how well organized the Aquatic Egg Hunt was.

Johnson reported that Kitten Pilates was very well received with fifty participants.

9. UNFINISHED BUSINESS

- a. Ordinance 26-0420: An Ordinance Setting Forth the Budget and Making Appropriations of Sums of Money for All of The Necessary Expenditures of The Oak Brook Park District of Cook and DuPage Counties, Illinois, for the Corporate Purpose for the Fiscal Year Beginning May 1, 2026 and Ending April 30, 2027.

Motion: Commissioner Ivkovic Kelley made a motion, seconded by Commissioner Gondek, to approve Ordinance 26-0420: An Ordinance setting forth the budget and making appropriations of sums of money for all of the necessary expenditures of the Oak Brook Park District of Cook and DuPage Counties, Illinois, for the corporate purpose for the fiscal year beginning May 1, 2026 and ending April 30, 2027.

Commissioner Chan expressed concern that the Tennis Center is over budgeted with what she considers unrealistic estimates.

The motion passed by roll call vote.

Ayes: Commissioners Ivkovic Kelley, Gondek, and President Knitter

Nays: Commissioners Vescovi and Chan

- b. Ten-Year Capital Improvement Plan

Motion: Commissioner Ivkovic Kelley made a motion, seconded by Commissioner Gondek, to approve Ordinance 26-0420: An Ordinance setting forth the budget and making appropriations of sums of money

for all of the necessary expenditures of the Oak Brook Park District of Cook and DuPage Counties, Illinois, for the corporate purpose for the fiscal year beginning May 1, 2026 and ending April 30, 2027.

Commissioner Chan acknowledged that certain items in the Capital Improvement Plan need to be addressed but emphasized the importance of evaluating the total overall spending.

The motion passed by roll call vote.

Ayes: Commissioners Gondek, Ivkovic Kelley, and President Knitter

Nays: Commissioners Chan and Vescovi

- c. Ordinance 26-0421: An Ordinance Authorizing the Destruction of the Verbatim Record of Certain Closed Meeting

Motion: Commissioner Ivkovic Kelley made a motion, seconded by Commissioner Gondek, to approve Ordinance No. 26-0421: An Ordinance Authorizing the Destruction of the Verbatim Record of Certain Closed Meetings.

The motion passed by roll call vote.

Ayes: Commissioners Ivkovic Kelley, Gondek, and President Knitter

Nays: Commissioners Vescovi and Chan

- d. Safety Manual Updates

Motion: Commissioner Ivkovic Kelley made a motion, seconded by Commissioner Gondek, to approve the Safety Manual Updates.

The motion passed by roll call vote.

Ayes: Commissioners Chan, Gondek, Ivkovic Kelley, Vescovi, and President Knitter

Nays: None

- e. 2026 Amendment to the Oak Brook Park District Executive Director Employment Agreement

Motion: Commissioner Ivkovic Kelley made a motion, seconded by Commissioner Gondek, to approve the 2026 Amendment to the Oak Brook Park District Executive Director Employment Agreement as Presented.

Commissioner Chan summarized Dr. Kosey’s amended contract and the issues she has with the contract.

The motion passed by roll call vote.

Ayes: Commissioners Ivkovic Kelley, Gondek, and President Knitter

Nays: Commissioners Vescovi and Chan

- f. Resolution 26-0422: A Resolution Regarding the Review of Minutes for Closed Meetings from January 1989 through February 2026

Motion: Commissioner Ivkovic Kelley made a motion, seconded by Commissioner Gondek, to approve Resolution 26-0422: A Resolution Regarding the Review of Minutes for Closed Meetings from January 1989 through February 28, 2026.

The motion passed by roll call vote.

Ayes: Commissioners Gondek, Ivkovic Kelley, and President Knitter

Nays: Commissioners Chan and Vescovi

10. NEW BUSINESS

- a. Ordinance 26-0518: An Ordinance Declaring Surplus Personal Property and Authorizing Conveyance or Sale Thereof

Dr. Kosey stated more items will be added by the next meeting.

- b. General Use Regulations Chapter 1

Johnson reported that the General Use Regulations are a subset of the Policy and Procedures Manual. These are standards for maintaining the Parks and facilities and there will be verbiage changes.

Commissioner Chan wanted on record that she believes there are two genders.

11. ENTER CLOSED SESSION: For the purpose of the selection of a person to fill a public office, as defined in this Act, including a vacancy in a public office, when the public body is given power to appoint under law or ordinance, or the discipline, performance or removal of the occupant of a public office, when the public body is given power to remove the occupant under law or ordinance, pursuant to 5 ILCS 120/2(c)(3) of the Open Meetings Act. *[Request a Motion (and a Second) to enter into closed session for the purpose of the selection of a person to fill a public office, as defined in this Act, including a vacancy in a public office, when the public body is given power to appoint under law or ordinance, or the discipline, performance or removal of the occupant of a public office, when the public body is given power to remove the occupant under law or ordinance, pursuant to 5 ILCS 120/2(c)(3) of the Open Meetings Act. **Roll Call Vote...**]*

The Board did not enter into Closed Session.

12. ARISE FROM CLOSED SESSION AND RESUME THE OPEN SESSION

The Board did not enter into Closed Session.

13. THE NEXT REGULAR MEETING OF THE OAK BROOK PARK DISTRICT BOARD OF PARK COMMISSIONERS WILL BE HELD ON MAY 18, 2026, 6:30 P.M. President Knitter announced the next Regular Meeting of the Oak Brook Park District Board of Park Commissioners would be held on May 18, 2026, 6:30 p.m.

14. ADJOURNMENT

Motion: Commissioner Ivkovic Kelley made a motion, seconded by Commissioner Gondek, to adjourn the April 20, 2026 Regular Meeting of the Oak Brook Park District Board of Commissioners. The motion passed by voice vote, and the meeting adjourned at the hour of 7:05 p.m.

---

Dr. Laure L. Kosey, Executive Director

Financial Statement



## General Fund

The General Fund is used to account for all activity of the Park District, except for activity required to be accounted for in another fund. The General Fund is comprised of the following departments:

- Administration
- Finance
- Central Park North
- Central Park
- Saddlebrook Park
- Forest Glen Park
- Chillem Park
- Dean Nature Sanctuary
- Professional Services
- Information Technology
- Building- Family Recreation Center
- Central Park West

Among the major activities accounted for in this fund are field and facility rentals, resident and non-resident daily admissions, general administration and finance services, information technology services, facility maintenance services for our Family Recreation Center and Central Park West facility, and maintenance of our Central Park and other satellite parks.



**General Fund: Revenues and Expenditures Summary (Unaudited)**

Fiscal Year-to-Date Activity through April 30, 2026 and 2025

100.00% completed (12 out of 12 months)

|   | Fiscal Year 2025/2026-<br>Highlighted items reflect more than 8.33% variance |                      |                              |                    |                            |  | FY 2025/2026 compared to FY 2024/2025-<br>Highlighted items reflect more than 10% variance |   |                   |
|---|--|----------------------|------------------------------|--------------------|----------------------------|--|--|---|-------------------|
|   | Original<br>Annual<br>Budget   | April 2026<br>Actual | Year-To-Date<br>(YTD) Actual | Encumbered         | YTD Actual +<br>Encumbered | YTD Actual, as<br>a % of Original<br>Annual Budget | Fiscal Year<br>2024/2025<br>YTD Actual   | FY 2025/2026 YTD<br>Actual Higher/(Lower)<br>than 2024/2025 YTD<br>Actual | Percent<br>Change |
| <b>REVENUES</b>   |  |                      |                              |                    |                            |  |  |   |                   |
| Administration  | \$ -   | \$ -                 | \$ -                         | N/A                | \$ -                       | N/A  | \$ -   | \$ -  | N/A               |
| <b>Finance</b>  |  |                      |                              |                    |                            |  |  |   |                   |
| Property Taxes  | 1,934,447  | 63                   | 1,965,868                    | N/A                | 1,965,868                  | 101.6%   | 1,890,183  | 75,685  | 4.0%              |
| Personal Prop. Repl. Taxes                                  | 157,374  | 11,645               | 140,251                      | N/A                | 140,251                    | 89.1%  | 146,413  | (6,162)   | -4.2%             |
| Investment Income   | 82,600   | 6,724                | 112,768                      | N/A                | 112,768                    | 136.5%   | 105,242  | 7,527   | 7.2%              |
| Other   | 1,250  | -                    | 2,261                        | N/A                | 2,261                      | 180.9%   | 1,551  | 709   | 45.7%             |
| Central Park North  | 102,250  | 6,263                | 81,295                       | N/A                | 81,295                     | 79.5%  | 96,610   | (15,315)  | -15.9%            |
| Central Park  | 240,300  | 38,956               | 296,538                      | N/A                | 296,538                    | 123.4%   | 225,104  | 71,434  | 31.7%             |
| Saddlebrook Park  | -  | -                    | -                            | N/A                | -                          | N/A  | -  | -   | N/A               |
| Forest Glen Park  | -  | -                    | 106                          | N/A                | 106                        | N/A  | 200  | (94)  | -47.2%            |
| Chillem Park  | -  | -                    | -                            | N/A                | -                          | N/A  | -  | -   | N/A               |
| Dean Property   | -  | -                    | -                            | N/A                | -                          | N/A  | 9,372  | (9,372)   | -100.0%           |
| Information Technology                                      | 141,992  | 11,824               | 142,448                      | N/A                | 142,448                    | 100.3%   | 113,343  | 29,105  | 25.7%             |
| Building-Recreation Center                                  | 1,368,830  | 84,035               | 1,236,862                    | N/A                | 1,236,862                  | 90.4%  | 1,031,606  | 205,255   | 19.9%             |
| Central Park West   | 88,325   | 2,120                | 111,768                      | N/A                | 111,768                    | 126.5%   | 20,137   | 91,631  | 455.0%            |
| <b>TOTAL REVENUES</b>                                       | <b>\$ 4,117,368</b>  | <b>\$ 161,630</b>    | <b>\$ 4,090,164</b>          | <b>\$ -</b>        | <b>\$ 4,090,164</b>        | <b>99.3%</b>                                       | <b>\$ 3,639,761</b>  | <b>\$ 450,403</b>   | <b>12.4%</b>      |
| <b>EXPENDITURES</b>   |  |                      |                              |                    |                            |  |  |   |                   |
| Administration  | \$ 371,186   | \$ 31,818            | \$ 328,547                   | \$ (170)           | 328,377                    | 88.5%  | \$ 362,307   | \$ (33,760)   | -9.3%             |
| Finance   | 342,450  | 21,653               | 279,112                      | -                  | 279,112                    | 81.5%  | 255,914  | 23,198  | 9.1%              |
| Central Park North  | 95,371   | 12,622               | 68,261                       | 2,299              | 70,560                     | 71.6%  | 87,021   | (18,760)  | -21.6%            |
| Central Park  | 858,297  | 79,304               | 781,265                      | 23,252             | 804,517                    | 91.0%  | 736,417  | 44,848  | 6.1%              |
| Saddlebrook Park  | 20,180   | 1,380                | 13,957                       | -                  | 13,957                     | 69.2%  | 12,610   | 1,347   | 10.7%             |
| Forest Glen Park  | 23,845   | 4,431                | 21,781                       | 326                | 22,107                     | 91.3%  | 24,111   | (2,330)   | -9.7%             |
| Chillem Park  | 5,879  | 1,815                | 4,400                        | -                  | 4,400                      | 74.8%  | 4,375  | 25  | 0.6%              |
| Dean Property   | 29,253   | 1,597                | 23,329                       | -                  | 23,329                     | 79.7%  | 33,562   | (10,234)  | -30.5%            |
| Professional Services                                       | 31,000   | 5,275                | 45,485                       | 6,467              | 51,951                     | 146.7%   | 41,367   | 4,117   | 10.0%             |
| Information Technology                                      | 362,353  | 26,749               | 324,268                      | 16,005             | 340,273                    | 89.5%  | 307,007  | 17,261  | 5.6%              |
| Building-Recreation Center                                  | 1,281,505  | 98,037               | 1,167,599                    | 35,084             | 1,202,682                  | 91.1%  | 1,102,902  | 64,697  | 5.9%              |
| Central Park West   | 74,457   | 5,796                | 82,382                       | 2,894              | 85,276                     | 110.6%   | 58,482   | 23,900  | 40.9%             |
| <b>TOTAL EXPENDITURES</b>                                   | <b>\$ 3,495,776</b>  | <b>\$ 290,477</b>    | <b>\$ 3,140,387</b>          | <b>\$ 86,154</b>   | <b>\$ 3,226,541</b>        | <b>89.8%</b>                                       | <b>\$ 3,026,076</b>  | <b>\$ 114,310</b>   | <b>3.8%</b>       |
| <b>TRANSFERS OUT</b>  | <b>\$ 475,000</b>  | <b>\$ -</b>          | <b>\$ -</b>                  | <b>\$ -</b>        | <b>\$ -</b>                | <b>0.0%</b>  | <b>\$ 502,000</b>  | <b>\$ (502,000)</b>   | <b>-100.0%</b>    |
| <b>TOTAL EXPENDITURES AND TRANSFERS OUT</b>                 | <b>\$ 3,970,776</b>  | <b>\$ 290,477</b>    | <b>\$ 3,140,387</b>          | <b>\$ 86,154</b>   | <b>\$ 3,226,541</b>        | <b>79.1%</b>                                       | <b>\$ 3,528,076</b>  | <b>\$ (387,690)</b>   | <b>-11.0%</b>     |
| <b>REVENUES OVER (UNDER) EXPENDITURES AND TRANSFERS OUT</b> | <b>\$ 146,592</b>  | <b>\$ (128,847)</b>  | <b>\$ 949,777</b>            | <b>\$ (86,154)</b> | <b>\$ 863,623</b>          | <b>647.9%</b>                                      | <b>\$ 111,684</b>  | <b>\$ 838,093</b>   | <b>750.4%</b>     |

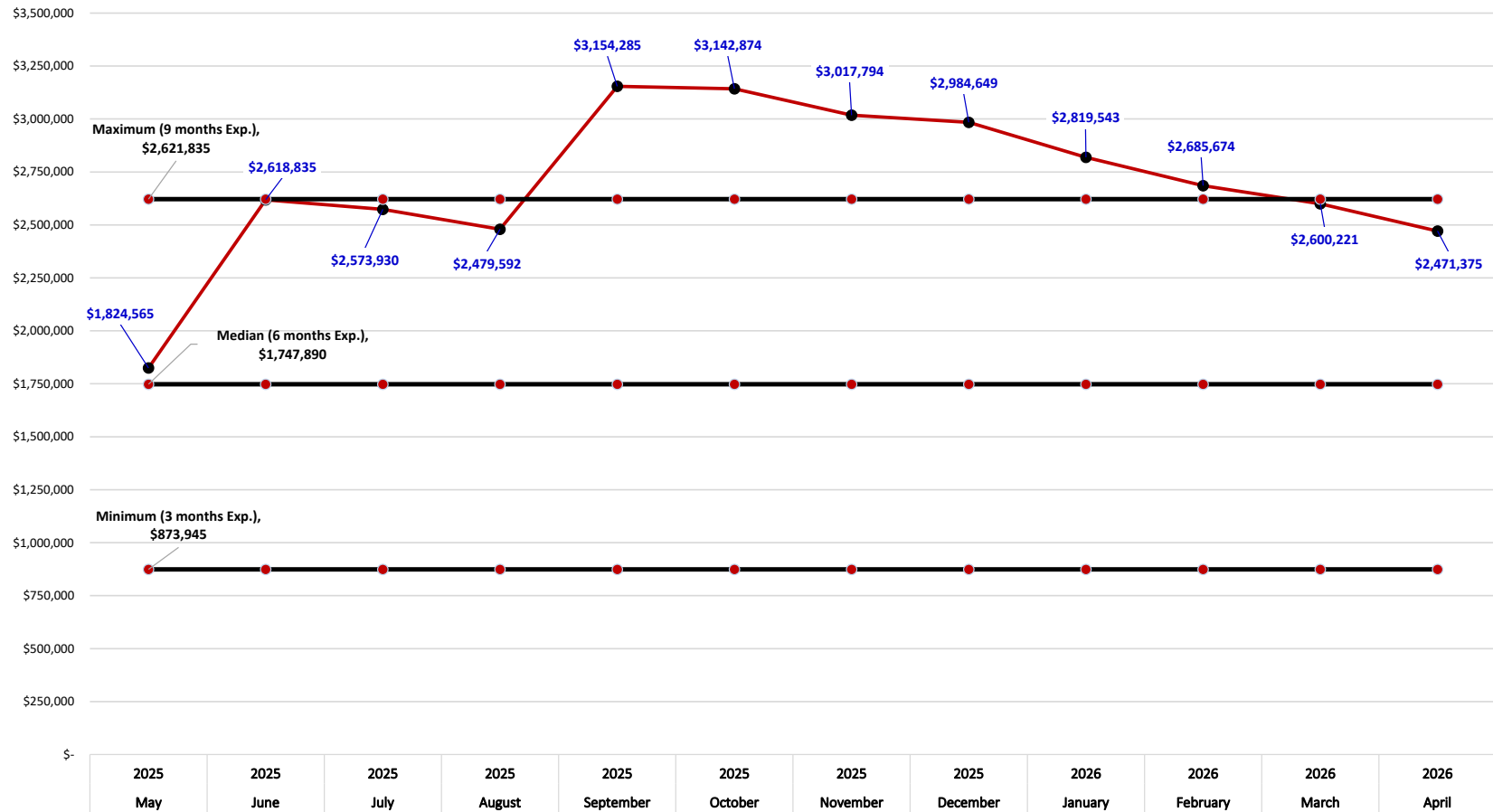
**Note 1>** Fiscal year 2025/2026 highlighted items reflect a variance of one month or greater (i.e. +/- 8.33%). When comparing the current fiscal year to fiscal year 2024/2025, the highlighted items reflect a variance of +/-10.00% or greater.

**Note 2>** Encumbered balances represent the commitment of appropriated (budgeted) funds to purchase goods and services. They set aside (encumber) appropriated funds for future expenditure and are used by staff to manage spending activity.

Actuals- Unaudited

|                               | May          | June         | July         | August       | September    | October      | November     | December     | January      | February     | March        | April        | Fiscal     |
|-------------------------------|--------------|--------------|--------------|--------------|--------------|--------------|--------------|--------------|--------------|--------------|--------------|--------------|------------|
|                               | 2025         | 2025         | 2025         | 2025         | 2025         | 2025         | 2025         | 2025         | 2026         | 2026         | 2026         | 2026         | Y-T-D      |
| Beginning Unrestricted        | \$ 1,521,597 | \$ 1,824,565 | \$ 2,618,835 | \$ 2,573,930 | \$ 2,479,592 | \$ 3,154,285 | \$ 3,142,874 | \$ 3,017,794 | \$ 2,984,649 | \$ 2,819,543 | \$ 2,685,674 | \$ 2,600,221 |            |
| Monthly Net Surplus/(Deficit) | 302,967      | 794,270      | (44,904)     | (94,338)     | 674,692      | (11,411)     | (125,080)    | (33,145)     | (165,105)    | (133,870)    | (85,452)     | (128,847)    | \$ 949,777 |
| Ending Unrestricted           | \$ 1,824,565 | \$ 2,618,835 | \$ 2,573,930 | \$ 2,479,592 | \$ 3,154,285 | \$ 3,142,874 | \$ 3,017,794 | \$ 2,984,649 | \$ 2,819,543 | \$ 2,685,674 | \$ 2,600,221 | \$ 2,471,375 |            |

General Fund Ending Monthly Unrestricted Fund Balance- Fiscal Year 2025/2026



|                         |              |              |              |              |              |              |              |              |              |              |              |              |              |
|-------------------------|--------------|--------------|--------------|--------------|--------------|--------------|--------------|--------------|--------------|--------------|--------------|--------------|--------------|
| Minimum (3 months Exp.) | \$ 873,945   | \$ 873,945   | \$ 873,945   | \$ 873,945   | \$ 873,945   | \$ 873,945   | \$ 873,945   | \$ 873,945   | \$ 873,945   | \$ 873,945   | \$ 873,945   | \$ 873,945   | \$ 873,945   |
| Median (6 months Exp.)  | \$ 1,747,890 | \$ 1,747,890 | \$ 1,747,890 | \$ 1,747,890 | \$ 1,747,890 | \$ 1,747,890 | \$ 1,747,890 | \$ 1,747,890 | \$ 1,747,890 | \$ 1,747,890 | \$ 1,747,890 | \$ 1,747,890 | \$ 1,747,890 |
| Maximum (9 months Exp.) | \$ 2,621,835 | \$ 2,621,835 | \$ 2,621,835 | \$ 2,621,835 | \$ 2,621,835 | \$ 2,621,835 | \$ 2,621,835 | \$ 2,621,835 | \$ 2,621,835 | \$ 2,621,835 | \$ 2,621,835 | \$ 2,621,835 | \$ 2,621,835 |



## Recreation Fund

The Recreation Fund is used to account for all recreation programming activity of the Park District; except for programming accounted for in our Tennis and Special Recreation funds. The Recreation Fund is comprised of the following departments:

- Recreation Administration
- Fitness Center
- Aquatic Center
- Aquatic Recreation Programming
- Youth Athletics
- Preschool Programs
- Youth Programs
- Adult Programs
- Pioneer Programs
- Special Events and Trips
- Marketing
- Capital Outlay

The primary focus of this fund is to account for recreational programming activities, client memberships, special events, preschool, and the marketing of these services. This fund also accounts for resources used to fund capital improvements.



**Recreation Fund: Revenues and Expenditures Summary (Unaudited)**

Fiscal Year-to-Date Activity through April 30, 2026 and 2025

100.00% completed (12 out of 12 months)

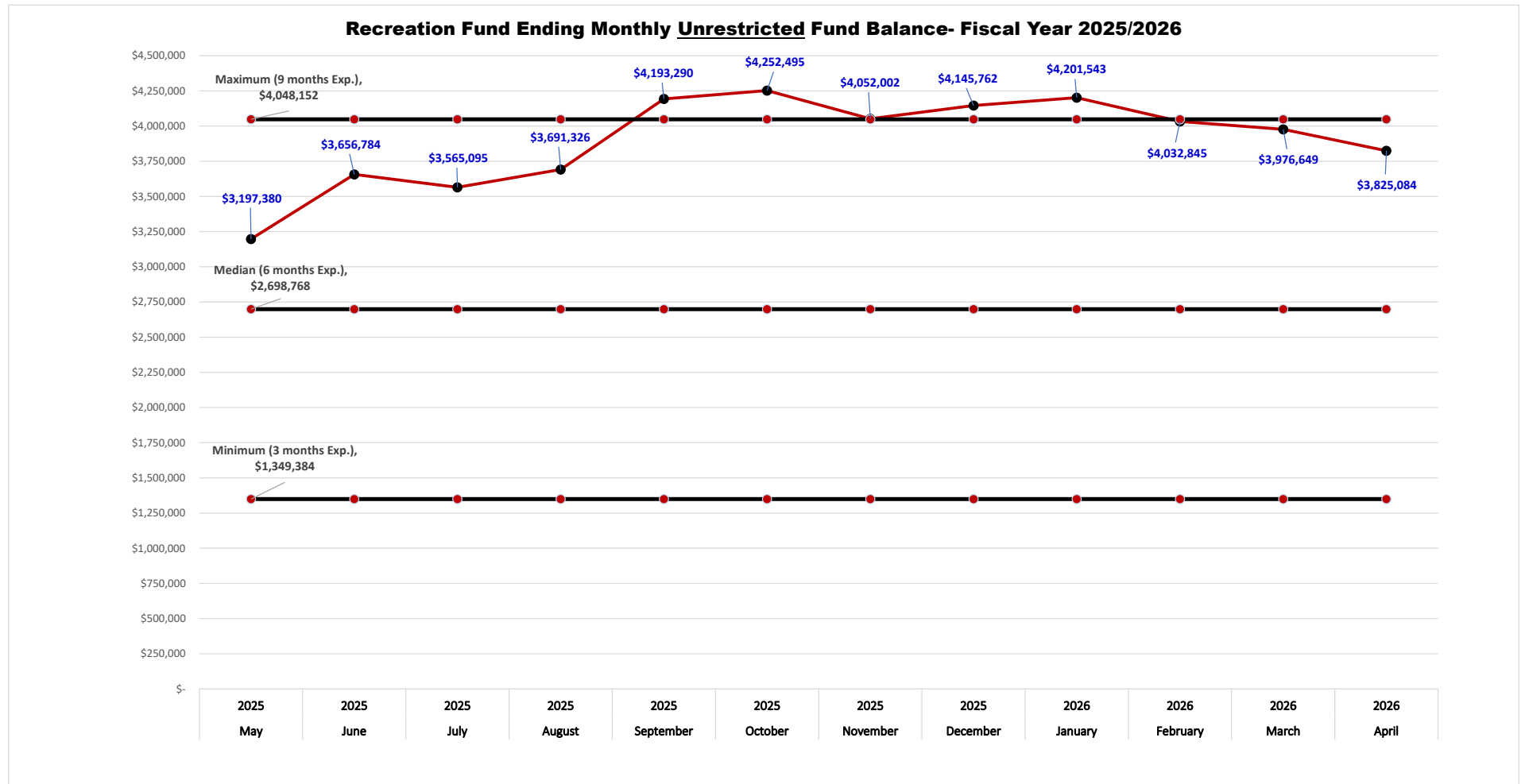
|   | Fiscal Year 2025/2026-<br>Highlighted items reflect more than 8.33% variance |                   |                           |              |                         |  | FY 2025/2026 compared to FY 2024/2025-<br>Highlighted items reflect more than 10% variance |  |                |
|---|--|-------------------|---------------------------|--------------|-------------------------|--|--|--|----------------|
|   | Original Annual Budget   | April 2026 Actual | Year-To-Date (YTD) Actual | Encumbered   | YTD Actual + Encumbered | YTD Actual, as a % of Original Annual Budget | Fiscal Year 2024/2025 YTD Actual   | FY 2025/2026 YTD Actual Higher/(Lower) than 2024/2025 YTD Actual | Percent Change |
| <b>REVENUES</b>   |  |                   |                           |              |                         |  |  |  |                |
| <b>Administration</b>   |  |                   |                           |              |                         |  |  |  |                |
| Property Taxes  | \$ 1,350,500   | \$ 44             | \$ 1,373,202              | N/A          | \$ 1,373,202            | 101.7%                                       | \$ 1,400,070   | \$ (26,868)  | -1.9%          |
| Personal Prop. Repl. Taxes  | 49,544   | 3,666             | 44,153                    | N/A          | 44,153                  | 89.1%  | 46,093   | (1,940)  | -4.2%          |
| Investment Income   | 122,400  | 10,970            | 146,604                   | N/A          | 146,604                 | 119.8%                                       | 142,935  | 3,669  | 2.6%           |
| Other   | 3,000  | 429               | 9,458                     | N/A          | 9,458                   | 315.3%                                       | 6,845  | 2,614  | 38.2%          |
| <b>Fitness Center</b>   | 869,615  | 81,688            | 1,015,806                 | N/A          | 1,015,806               | 116.8%                                       | 998,310  | 17,497   | 1.8%           |
| <b>Aquatic Center</b>   | 760,254  | 53,958            | 860,405                   | N/A          | 860,405                 | 113.2%                                       | 744,439  | 115,966  | 15.6%          |
| <b>Aquatic Recreation Prog.</b>   | 567,947  | 8,573             | 520,432                   | N/A          | 520,432                 | 91.6%  | 478,600  | 41,832   | 8.7%           |
| <b>Youth Athletics</b>  | 533,210  | 1,585             | 495,772                   | N/A          | 495,772                 | 93.0%  | 509,699  | (13,927)   | -2.7%          |
| <b>Preschool Programs</b>   | 342,162  | 43,219            | 387,932                   | N/A          | 387,932                 | 113.4%                                       | 374,987  | 12,946   | 3.5%           |
| <b>Youth Programs</b>   | 244,987  | 3,511             | 261,946                   | N/A          | 261,946                 | 106.9%                                       | 236,167  | 25,779   | 10.9%          |
| <b>Adult Programs</b>   | 142,552  | 1,303             | 138,134                   | N/A          | 138,134                 | 96.9%  | 141,378  | (3,243)  | -2.3%          |
| <b>Pioneer Programs</b>   | 59,855   | 1,139             | 73,521                    | N/A          | 73,521                  | 122.8%                                       | 65,480   | 8,041  | 12.3%          |
| <b>Special Events and Trips</b>   | 114,538  | 1                 | 137,386                   | N/A          | 137,386                 | 119.9%                                       | 134,335  | 3,050  | 2.3%           |
| <b>Marketing</b>  | 20,000   | -                 | 30,763                    | N/A          | 30,763                  | 153.8%                                       | 59,316   | (28,554)   | -48.1%         |
| <b>Capital Outlay</b>   | -  | -                 | 200,000                   | N/A          | 200,000                 | N/A  | -  | 200,000  | N/A            |
| <b>TOTAL REVENUES</b>   | \$ 5,180,564   | \$ 210,086        | \$ 5,695,515              | \$ -         | \$ 5,695,515            | 109.9%                                       | \$ 5,338,654   | \$ 356,861   | 6.7%           |
| <b>TRANSFERS IN</b>   | \$ 150,000   | \$ -              | \$ -                      | N/A          | -                       | 0.0%   | \$ 150,000   | \$ (150,000)   | -100.0%        |
| <b>TOTAL REVENUES &amp; TRANSFERS IN</b>  | \$ 5,330,564   | \$ 210,086        | \$ 5,695,515              | \$ -         | \$ 5,695,515            | 106.8%                                       | \$ 5,488,654   | \$ 206,861   | 3.8%           |
| <b>EXPENDITURES</b>   |  |                   |                           |              |                         |  |  |  |                |
| <b>Administration</b>   | \$ 1,252,499   | \$ 74,622         | \$ 994,613                | \$ 19,297    | \$ 1,013,909            | 79.4%  | \$ 1,015,576   | \$ (20,963)  | -2.1%          |
| <b>Fitness Center</b>   | 646,660  | 47,969            | 548,027                   | 19,736       | 567,763                 | 84.7%  | 477,464  | 70,563   | 14.8%          |
| <b>Aquatic Center</b>   | 1,319,444  | 83,967            | 1,087,936                 | 28,483       | 1,116,418               | 82.5%  | 1,131,259  | (43,323)   | -3.8%          |
| <b>Aquatic Recreation Prog.</b>   | 303,894  | 22,912            | 264,944                   | 11,114       | 276,058                 | 87.2%  | 251,787  | 13,157   | 5.2%           |
| <b>Youth Athletics</b>  | 369,921  | 16,036            | 361,558                   | 1,298        | 362,857                 | 97.7%  | 373,556  | (11,998)   | -3.2%          |
| <b>Preschool Programs</b>   | 291,954  | 24,784            | 246,761                   | 403          | 247,164                 | 84.5%  | 256,452  | (9,691)  | -3.8%          |
| <b>Youth Programs</b>   | 182,879  | 2,469             | 141,304                   | 869          | 142,173                 | 77.3%  | 140,499  | 805  | 0.6%           |
| <b>Adult Programs</b>   | 108,699  | 9,124             | 101,435                   | 3,361        | 104,796                 | 93.3%  | 76,131   | 25,304   | 33.2%          |
| <b>Pioneer Programs</b>   | 95,588   | 10,901            | 109,220                   | 3,366        | 112,586                 | 114.3%                                       | 74,261   | 34,958   | 47.1%          |
| <b>Special Events and Trips</b>   | 112,779  | 2,176             | 91,867                    | 2,843        | 94,711                  | 81.5%  | 111,672  | (19,805)   | -17.7%         |
| <b>Marketing</b>  | 353,103  | 23,295            | 287,586                   | 2,344        | 289,930                 | 81.4%  | 300,702  | (13,116)   | -4.4%          |
| <b>Capital Outlay</b>   | 360,112  | 43,398            | 154,892                   | 129,313      | 284,204                 | 43.0%  | 1,298,309  | (1,143,417)  | -88.1%         |
| <b>TOTAL EXPENDITURES</b>   | \$ 5,397,532   | \$ 361,652        | \$ 4,390,144              | \$ 222,425   | \$ 4,612,569            | 81.3%  | \$ 5,507,670   | \$ (1,117,527)   | -20.3%         |
| <b>TRANSFERS OUT</b>  | \$ -   | \$ -              | \$ -                      | \$ -         | \$ -                    | N/A  | \$ 177,971   | \$ (177,971)   | -100.0%        |
| <b>TOTAL EXPENDITURES &amp; TRANSFERS OUT</b>                                     | \$ 5,397,532   | \$ 361,652        | \$ 4,390,144              | \$ 222,425   | \$ 4,612,569            | 81.3%  | \$ 5,685,641   | \$ (1,295,498)   | -22.8%         |
| <b>REVENUES &amp; TRANSFERS IN, OVER (UNDER) EXPENDITURES &amp; TRANSFERS OUT</b> | \$ (66,969)  | \$ (151,566)      | \$ 1,305,371              | \$ (222,425) | \$ 1,082,946            | -194.2%                                      | \$ (196,988)   | \$ 1,502,359   | -762.7%        |

**Note 1>** Fiscal year 2025/2026 highlighted items reflect a variance of one month or greater (i.e. +/- 8.33%). When comparing the current fiscal year to fiscal year 2024/2025, the highlighted items reflect a variance of +/-10.00% or greater.

**Note 2>** Encumbered balances represent the commitment of appropriated (budgeted) funds to purchase goods and services. They set aside (encumber) appropriated funds for future expenditure and are used by staff to manage spending activity.

Actuals- Unaudited

|                               | May          | June         | July         | August       | September    | October      | November     | December     | January      | February     | March        | April        | Fiscal       |
|-------------------------------|--------------|--------------|--------------|--------------|--------------|--------------|--------------|--------------|--------------|--------------|--------------|--------------|--------------|
|                               | 2025         | 2025         | 2025         | 2025         | 2025         | 2025         | 2025         | 2025         | 2026         | 2026         | 2026         | 2026         | Y-T-D        |
| Beginning Unrestricted        | \$ 2,519,712 | \$ 3,197,380 | \$ 3,656,784 | \$ 3,565,095 | \$ 3,691,326 | \$ 4,193,290 | \$ 4,252,495 | \$ 4,052,002 | \$ 4,145,762 | \$ 4,201,543 | \$ 4,032,845 | \$ 3,976,649 |              |
| Monthly Net Surplus/(Deficit) | 677,668      | 459,403      | (91,689)     | 126,231      | 501,964      | 59,206       | (200,493)    | 93,760       | 55,781       | (168,698)    | (56,196)     | (151,566)    | \$ 1,305,371 |
| Ending Unrestricted           | \$ 3,197,380 | \$ 3,656,784 | \$ 3,565,095 | \$ 3,691,326 | \$ 4,193,290 | \$ 4,252,495 | \$ 4,052,002 | \$ 4,145,762 | \$ 4,201,543 | \$ 4,032,845 | \$ 3,976,649 | \$ 3,825,084 |              |



|                         |              |              |              |              |              |              |              |              |              |              |              |              |              |
|-------------------------|--------------|--------------|--------------|--------------|--------------|--------------|--------------|--------------|--------------|--------------|--------------|--------------|--------------|
| Minimum (3 months Exp.) | \$ 1,349,384 | \$ 1,349,384 | \$ 1,349,384 | \$ 1,349,384 | \$ 1,349,384 | \$ 1,349,384 | \$ 1,349,384 | \$ 1,349,384 | \$ 1,349,384 | \$ 1,349,384 | \$ 1,349,384 | \$ 1,349,384 | \$ 1,349,384 |
| Median (6 months Exp.)  | \$ 2,698,768 | \$ 2,698,768 | \$ 2,698,768 | \$ 2,698,768 | \$ 2,698,768 | \$ 2,698,768 | \$ 2,698,768 | \$ 2,698,768 | \$ 2,698,768 | \$ 2,698,768 | \$ 2,698,768 | \$ 2,698,768 | \$ 2,698,768 |
| Maximum (9 months Exp.) | \$ 4,048,152 | \$ 4,048,152 | \$ 4,048,152 | \$ 4,048,152 | \$ 4,048,152 | \$ 4,048,152 | \$ 4,048,152 | \$ 4,048,152 | \$ 4,048,152 | \$ 4,048,152 | \$ 4,048,152 | \$ 4,048,152 | \$ 4,048,152 |



## **Tennis Fund**

The Tennis Fund is used to account for the activities of our tennis center. The Tennis Fund is comprised of the following departments:

- Tennis Administration
- Building- Racquet Club
- Programs- Racquet Club
- Capital Outlay

The primary focus of this fund is to account for all tennis administration, recreational programming activities, client memberships, and special events. This fund also accounts for resources used to fund capital improvements at the tennis center.

**Tennis Center Fund (Recreational Facilities): Revenues and Expenses Summary (Unaudited)**

Fiscal Year-to-Date Activity through April 30, 2026 and 2025

**100.00% completed (12 out of 12 months)**

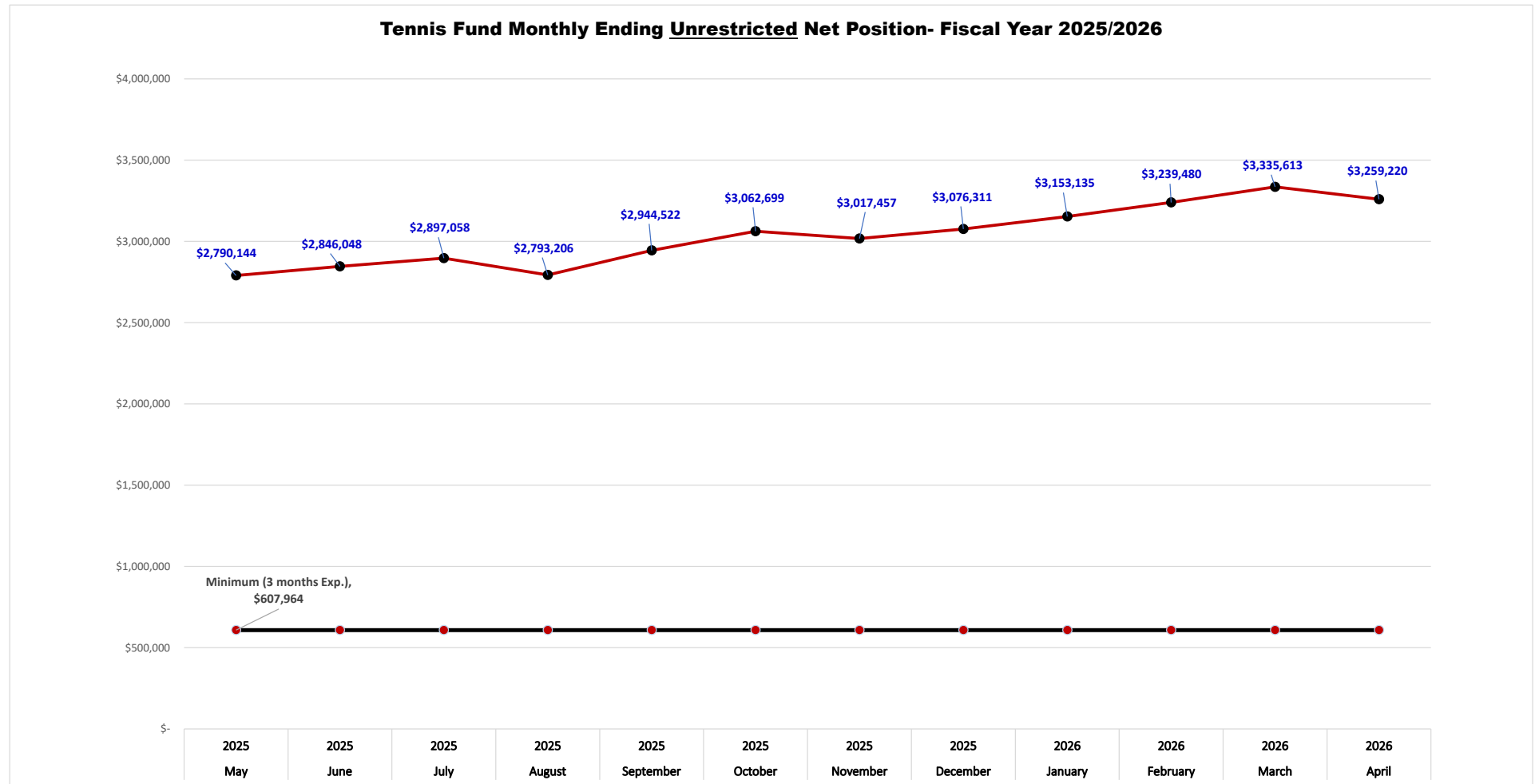


|   | Fiscal Year 2025/2026-<br>Highlighted items reflect more than 8.33% variance |                      |                              |                     |                            |  | FY 2025/2026 compared to FY 2024/2025-<br>Highlighted items reflect more than 10% variance |   |                   |
|---|--|----------------------|------------------------------|---------------------|----------------------------|--|--|---|-------------------|
|   | Original<br>Annual<br>Budget   | April 2026<br>Actual | Year-To-Date<br>(YTD) Actual | Encumbered          | YTD Actual +<br>Encumbered | YTD Actual, as<br>a % of Original<br>Annual Budget | Fiscal Year<br>2024/2025<br>YTD Actual   | FY 2025/2026 YTD<br>Actual Higher/(Lower)<br>than 2024/2025 YTD<br>Actual | Percent<br>Change |
| <b>REVENUES</b>                           |  |                      |                              |                     |                            |  |  |   |                   |
| Administration                            | \$ 123,100   | \$ 13,801            | \$ 173,088                   | N/A                 | \$ 173,088                 | 140.6%   | \$ 128,047   | \$ 45,041   | 35.2%             |
| Building- Racquet Club                    | 1,000  | 115                  | 1,308                        | N/A                 | 1,308                      | 130.8%   | 1,569  | (261)   | -16.6%            |
| Programs- Racquet Club                    | 2,409,900  | 236,459              | 2,719,787                    | N/A                 | 2,719,787                  | 112.9%   | 2,602,381  | 117,406   | 4.5%              |
| <b>TOTAL REVENUES</b>                     | <b>\$ 2,534,000</b>  | <b>\$ 250,375</b>    | <b>\$ 2,894,182</b>          | <b>\$ -</b>         | <b>\$ 2,894,182</b>        | <b>114.2%</b>                                      | <b>\$ 2,731,997</b>  | <b>\$ 162,185</b>   | <b>5.9%</b>       |
| <b>EXPENSES</b>                           |  |                      |                              |                     |                            |  |  |   |                   |
| Administration                            | \$ 922,588   | \$ 59,586            | \$ 770,636                   | \$ 2,991            | \$ 773,626                 | 83.5%  | \$ 766,878   | \$ 3,757  | 0.5%              |
| Building- Racquet Club                    | 497,607  | 54,550               | 386,972                      | 23,658              | 410,630                    | 77.8%  | 324,900  | 62,072  | 19.1%             |
| Programs- Racquet Club                    | 1,011,659  | 66,494               | 763,212                      | 250                 | 763,462                    | 75.4%  | 789,868  | (26,656)  | -3.4%             |
| Capital Outlay                            | 225,000  | 72,972               | 189,911                      | 136,968             | 326,879                    | 84.4%  | -  | 189,911   | N/A               |
| <b>TOTAL EXPENSES</b>                     | <b>\$ 2,656,853</b>  | <b>\$ 253,601</b>    | <b>\$ 2,110,731</b>          | <b>\$ 163,866</b>   | <b>\$ 2,274,597</b>        | <b>79.4%</b>                                       | <b>\$ 1,881,646</b>  | <b>\$ 229,085</b>   | <b>12.2%</b>      |
| <b>REVENUES OVER<br/>(UNDER) EXPENSES</b> | <b>\$ (122,853)</b>  | <b>\$ (3,226)</b>    | <b>\$ 783,452</b>            | <b>\$ (163,866)</b> | <b>\$ 619,585</b>          | <b>-637.7%</b>                                     | <b>\$ 850,351</b>  | <b>\$ (66,899)</b>  | <b>-7.9%</b>      |

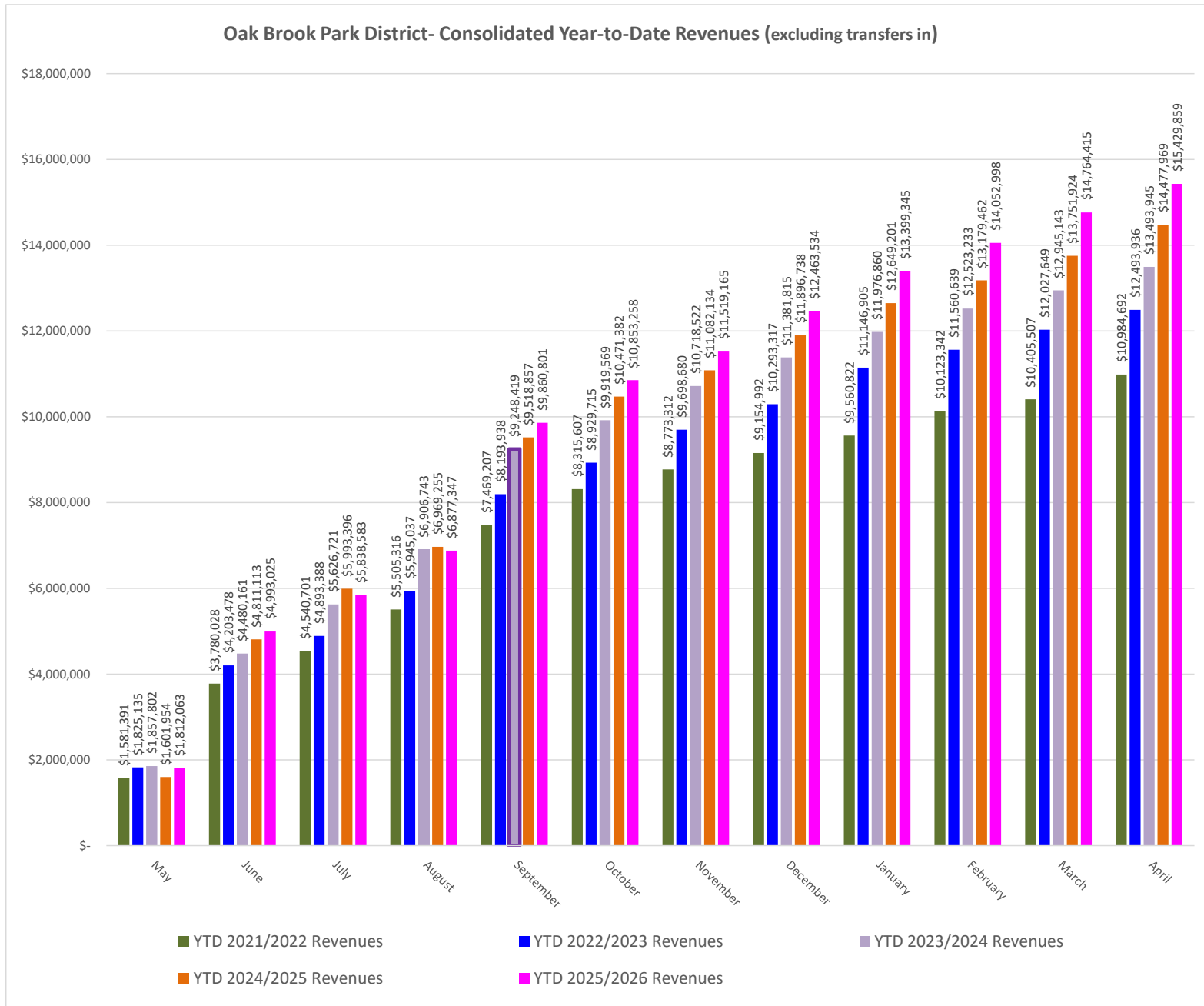
**Note 1>** Fiscal year 2025/2026 highlighted items reflect a variance of one month or greater (i.e. +/- 8.33%). When comparing the current fiscal year to fiscal year 2024/2025, the highlighted items reflect a variance of +/-10.00% or greater.

**Note 2>** Encumbered balances represent the commitment of appropriated (budgeted) funds to purchase goods and services. They set aside (encumber) appropriated funds for future expense and are used by staff to manage spending activity.

| Actuals- Unaudited                     |                     |                     |                     |                     |                     |                     |                     |                     |                     |                     |                     |                     | Fiscal     |
|--|---------------------|---------------------|---------------------|---------------------|---------------------|---------------------|---------------------|---------------------|---------------------|---------------------|---------------------|---------------------|------------|
|  | May                 | June                | July                | August              | September           | October             | November            | December            | January             | February            | March               | April               | Y-T-D      |
|  | 2025                | 2025                | 2025                | 2025                | 2025                | 2025                | 2025                | 2025                | 2026                | 2026                | 2026                | 2026                |            |
| Beginning Investment in Capital Assets | \$ 1,759,816        | \$ 1,759,816        | \$ 1,759,816        | \$ 1,759,816        | \$ 1,759,816        | \$ 1,771,560        | \$ 1,772,716        | \$ 1,847,749        | \$ 1,860,949        | \$ 1,860,949        | 1,875,829           | 1,876,755           |            |
| Beginning Unrestricted                 | 2,665,679           | 2,790,144           | 2,846,048           | 2,897,058           | 2,793,206           | 2,944,522           | 3,062,699           | 3,017,457           | 3,076,311           | 3,153,135           | 3,239,480           | 3,335,613           |            |
| Monthly Net Surplus/(Deficit)          | 124,465             | 55,904              | 51,010              | (28,040)            | 87,512              | 119,333             | 29,353              | 69,799              | 79,254              | 101,224             | 96,864              | (3,226)             | \$ 783,452 |
| Ending Investment in Capital Assets    | \$ 1,759,816        | \$ 1,759,816        | \$ 1,759,816        | \$ 1,759,816        | \$ 1,771,560        | \$ 1,772,716        | \$ 1,847,749        | \$ 1,860,949        | \$ 1,860,949        | \$ 1,875,829        | \$ 1,876,755        | \$ 1,949,727        |            |
| <b>Ending Unrestricted</b>             | <b>\$ 2,790,144</b> | <b>\$ 2,846,048</b> | <b>\$ 2,897,058</b> | <b>\$ 2,793,206</b> | <b>\$ 2,944,522</b> | <b>\$ 3,062,699</b> | <b>\$ 3,017,457</b> | <b>\$ 3,076,311</b> | <b>\$ 3,153,135</b> | <b>\$ 3,239,480</b> | <b>\$ 3,335,613</b> | <b>\$ 3,259,220</b> |            |

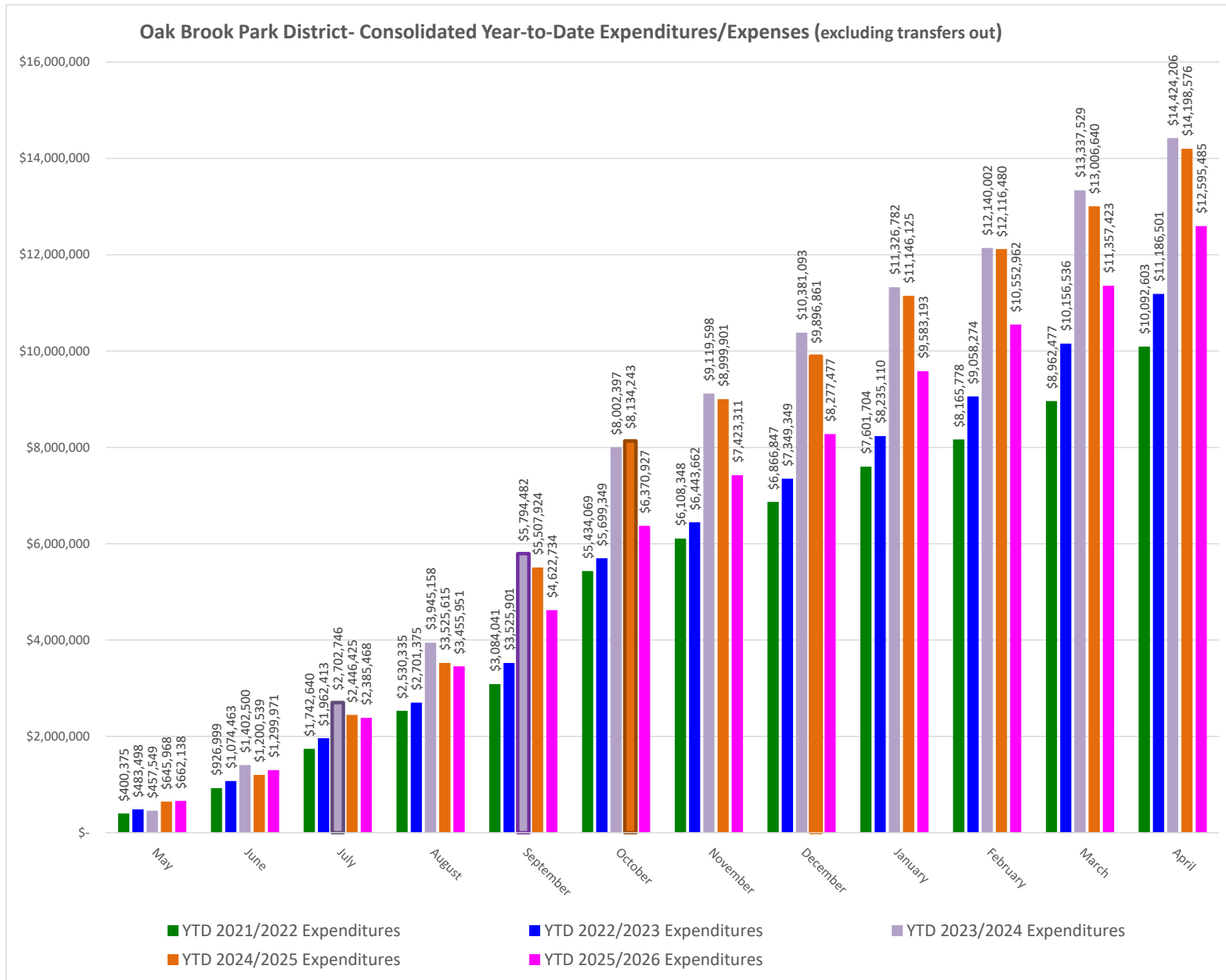


|                         |            |            |            |            |            |            |            |            |            |            |            |            |            |
|-------------------------|------------|------------|------------|------------|------------|------------|------------|------------|------------|------------|------------|------------|------------|
| Minimum (3 months Exp.) | \$ 607,964 | \$ 607,964 | \$ 607,964 | \$ 607,964 | \$ 607,964 | \$ 607,964 | \$ 607,964 | \$ 607,964 | \$ 607,964 | \$ 607,964 | \$ 607,964 | \$ 607,964 | \$ 607,964 |
| Median (6 months Exp.)  | N/A        | N/A        | N/A        | N/A        | N/A        | N/A        | N/A        | N/A        | N/A        | N/A        | N/A        | N/A        | N/A        |
| Maximum (9 months Exp.) | N/A        | N/A        | N/A        | N/A        | N/A        | N/A        | N/A        | N/A        | N/A        | N/A        | N/A        | N/A        | N/A        |



**NOTES**

**2023/2024** The large increase in Y-T-D revenues are being primarily driven by increased programming revenues in our fitness, aquatics, children's, special events departments, as well as in group tennis programming.

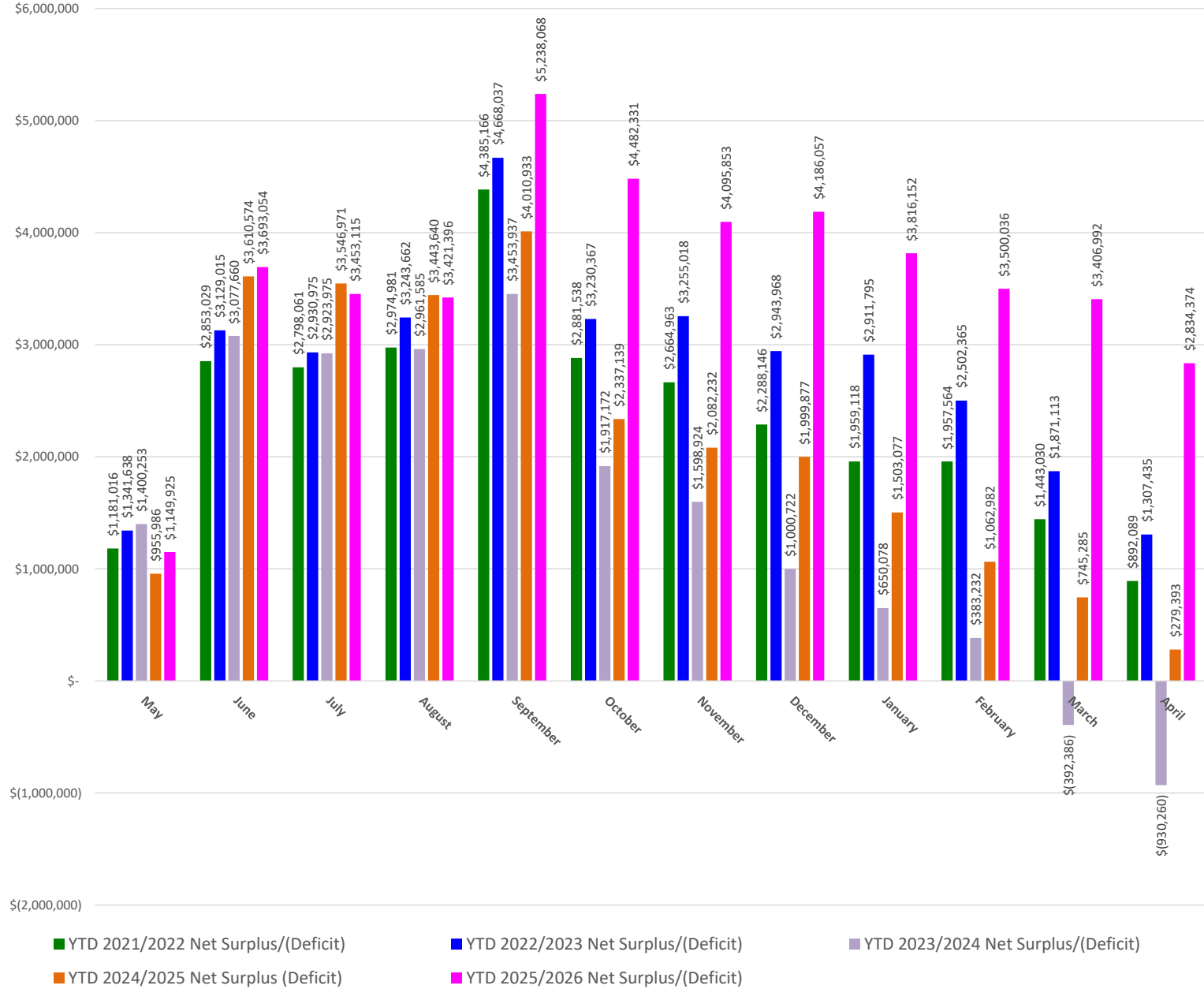


**NOTES**

**2023/2024** The large increase in Y-T-D expenditures are being primarily driven by increased capital improvement costs for our Central Park improvements (e.g. bathrooms, pavilion, synthetic turf field).

**2024/2025** The large increase in Y-T-D expenditures are being primarily driven by increased capital improvement costs for our Swim Central facility (e.g. HVAC system, painting, and window coverings) and bathroom and entryway improvements at our Central Park West (CPW) facility.

### Oak Brook Park District- Consolidated Year-to-Date Net Surplus/(Deficit)





**OAK BROOK PARK DISTRICT**  
**SUMMARIZED REVENUE & EXPENDITURE REPORT**  
**April 2026**

|   | <b>FY 2025/2026<br/>ANNUAL<br/>BUDGET</b> | <b>CURRENT<br/>MONTH<br/>ACTUAL</b> | <b>Y-T-D<br/>ACTUAL<br/>(12 months)</b> |
|---|---|-------------------------------------|---|
| <b>GENERAL CORPORATE FUND</b>                           |   |                                     |   |
| Revenues & transfers in                                 | \$ 4,117,368                              | \$ 161,630                          | \$ 4,090,164                            |
| Expenditures & transfers out                            | 3,970,776                                 | 290,477                             | 3,140,387                               |
| Net surplus/(deficit)                                   | \$ 146,592                                | \$ (128,847)                        | \$ 949,777                              |
| <b>RECREATION FUND</b>                                  |   |                                     |   |
| Revenues & transfers in                                 | \$ 5,330,564                              | \$ 210,086                          | \$ 5,695,515                            |
| Expenditures & transfers out                            | 5,397,532                                 | 361,652                             | 4,390,144                               |
| Net surplus/(deficit)                                   | \$ (66,969)                               | \$ (151,566)                        | \$ 1,305,371                            |
| <b>IMRF FUND</b>  |   |                                     |   |
| Revenues & transfers in                                 | \$ 174,156                                | \$ 3,690                            | \$ 172,039                              |
| Expenditures & transfers out                            | 182,000                                   | 15,304                              | 177,382                                 |
| Net surplus/(deficit)                                   | \$ (7,844)                                | \$ (11,614)                         | \$ (5,343)                              |
| <b>LIABILITY INSURANCE FUND</b>                         |   |                                     |   |
| Revenues & transfers in                                 | \$ 155,362                                | \$ 1,192                            | \$ 158,573                              |
| Expenditures & transfers out                            | 177,846                                   | 3,295                               | 194,218                                 |
| Net surplus/(deficit)                                   | \$ (22,484)                               | \$ (2,104)                          | \$ (35,644)                             |
| <b>AUDIT FUND</b>                                       |   |                                     |   |
| Revenues & transfers in                                 | \$ 10,243                                 | \$ 14                               | \$ 11,822                               |
| Expenditures & transfers out                            | 14,025                                    | -                                   | 13,500                                  |
| Net surplus/(deficit)                                   | \$ (3,782)                                | \$ 14                               | \$ (1,678)                              |
| <b>DEBT SERVICE FUND</b>                                |   |                                     |   |
| Revenues & transfers in                                 | \$ 1,674,784                              | \$ 445                              | \$ 1,693,490                            |
| Expenditures & transfers out                            | 1,645,291                                 | 241,731                             | 1,645,250                               |
| Net surplus/(deficit)                                   | \$ 29,493                                 | \$ (241,286)                        | \$ 48,240                               |
| <b>RECREATIONAL FACILITIES FUND<br/>(TENNIS CENTER)</b> |   |                                     |   |
| Revenues  | \$ 2,534,000                              | \$ 250,375                          | \$ 2,894,182                            |
| Expenses  | 2,656,853                                 | 253,601                             | 2,110,731                               |
| Net surplus/(deficit)                                   | \$ (122,853)                              | \$ (3,226)                          | \$ 783,452                              |
| <b>SPECIAL RECREATION FUND</b>                          |   |                                     |   |
| Revenues & transfers in                                 | \$ 339,086                                | \$ 30,432                           | \$ 343,050                              |
| Expenditures & transfers out                            | 326,959                                   | 4,268                               | 267,864                                 |
| Net surplus/(deficit)                                   | \$ 12,127                                 | \$ 26,163                           | \$ 75,186                               |



**OAK BROOK PARK DISTRICT**  
**SUMMARIZED REVENUE & EXPENDITURE REPORT**  
**April 2026**

|                                       | <b>FY 2025/2026<br/>ANNUAL<br/>BUDGET</b> | <b>CURRENT<br/>MONTH<br/>ACTUAL</b> | <b>Y-T-D<br/>ACTUAL<br/>(12 months)</b> |
|---------------------------------------|---|-------------------------------------|---|
| <b>CAPITAL PROJECTS FUND</b>          |   |                                     |   |
| Revenues & transfers in               | \$ 1,849,679                              | \$ 1,503                            | \$ 39,022                               |
| Expenditures & transfers out          | 1,688,779                                 | 40,940                              | 341,003                                 |
| Net surplus/(deficit)                 | \$ 160,900                                | \$ (39,438)                         | \$ (301,981)                            |
| <b>SOCIAL SECURITY FUND</b>           |   |                                     |   |
| Revenues & transfers in               | \$ 325,232                                | \$ 2,997                            | \$ 332,000                              |
| Expenditures & transfers out          | 329,613                                   | 23,564                              | 315,007                                 |
| Net surplus/(deficit)                 | \$ (4,381)                                | \$ (20,567)                         | \$ 16,993                               |
| <b>CONSOLIDATED SUMMARY</b>           |   |                                     |   |
| Revenues & transfers in               | \$ 16,510,474                             | \$ 662,363                          | \$ 15,429,858                           |
| Expenditures/expenses & transfers out | 16,389,675                                | 1,234,833                           | 12,595,485                              |
| Net surplus/(deficit)                 | \$ 120,799                                | \$ (572,470)                        | \$ 2,834,373                            |

**OAK BROOK PARK DISTRICT**  
**CONSOLIDATED REVENUES AND EXPENDITURES REPORT**  
**Month: April 2026**

|   | <b>CONSOLIDATED<br/>TOTALS</b> |
|---|--------------------------------|
| <b>REVENUES &amp; TRANSFERS IN</b>                        |                                |
| Property Taxes  | \$ 190                         |
| Personal Property Replacement Taxes                       | 21,566                         |
| Interest  | 35,946                         |
| Miscellaneous   | 30,027                         |
| Fitness Center Fees, Memberships, Sponsorships            | 81,688                         |
| Aquatic Center Program Fees, Memberships, Rentals         | 62,530                         |
| Other Recreation Program Fees                             | 287,219                        |
| Marketing Service Fees, Sponsorships, Donations           | -                              |
| FRC Rental/Member Fees                                    | 38,700                         |
| Field, Pavilion Rentals & Concessions- Central Park North | 6,263                          |
| Field Rentals- Central Park                               | 38,956                         |
| Satellite Parks & DNS                                     | -                              |
| Information Technology                                    | (0)                            |
| CPW Building Rentals & Other                              | 1,720                          |
| Grant Proceeds  | -                              |
| Overhead Revenues   | 57,559                         |
| Transfers In  | -                              |
| <b>TOTAL REVENUES &amp; TRANSFERS IN:</b>                 | <b>\$ 662,363</b>              |
| <br><b>EXPENDITURES/EXPENSES &amp; TRANSFERS OUT</b>      |                                |
| Accounts Payable and Other                                | \$ 694,392                     |
| Payroll and Related Benefits                              | 482,881                        |
| Overhead Expenditures                                     | 57,559                         |
| Transfers Out   | -                              |
| <b>TOTAL EXPENDITURES/EXPENSES &amp; TRANSFERS OUT:</b>   | <b>\$ 1,234,833</b>            |
| <br><b>NET REVENUES/(EXPENDITURES/EXPENSES)</b>           | <b>\$ (572,470)</b>            |

**Oak Brook Park District  
Consolidated Balance Sheet  
As of April 30, 2026**

| <u>ASSETS</u>  | <u>Consolidated<br/>Totals</u> |
|--|--------------------------------|
| <b>Current Assets</b>  |                                |
| Cash and Investments   | \$ 11,345,490                  |
| Receivables - Net of Allowances  |                                |
| Property Taxes   | 5,909,155                      |
| Accounts   | 807,081                        |
| Due from Other Funds   | -                              |
| Prepays  | 30                             |
| Inventories  | 20,381                         |
| Total Current Assets   | <u>\$ 18,082,138</u>           |
| <b>Noncurrent Assets</b>   |                                |
| Capital Assets   |                                |
| Non-depreciable  | \$ 58,294                      |
| Depreciable  | 5,840,466                      |
| Accumulated Depreciation   | (4,138,943)                    |
| Total Noncurrent Assets (net)  | <u>\$ 1,759,817</u>            |
| <br>Total Assets   | <br>\$ 19,841,955              |
| <b><u>DEFERRED OUTFLOWS OF RESOURCES</u></b>   |                                |
| Deferred Items-IMRF  | \$ 148,665                     |
| <br>Total Assets and Deferred Outflows of Resources                                  | <br><u>\$ 19,990,620</u>       |
| <b><u>LIABILITIES</u></b>  |                                |
| <b>Current Liabilities</b>   |                                |
| Accounts Payable   | \$ 254,074                     |
| Accrued Payroll  | 38,574                         |
| Retainage Payable  | -                              |
| Unearned Revenue   | 1,359,607                      |
| Due To Other Funds   | -                              |
| Unclaimed Property   | 88                             |
| Total Current Liabilities  | <u>\$ 1,652,344</u>            |
| <b>Noncurrent Liabilities</b>  |                                |
| Compensated Absences Payable   | \$ 42,527                      |
| Net Pension Liability - IMRF   | 111,188                        |
| Total OPEB Liability - RBP   | 76,757                         |
| Total Noncurrent Liabilities   | <u>\$ 230,472</u>              |
| <br>Total Liabilities  | <br>\$ 1,882,816               |
| <b><u>DEFERRED INFLOWS OF RESOURCES</u></b>  |                                |
| Deferred Items - IMRF  | \$ 1,235                       |
| Property Taxes   | 5,909,155                      |
| <br>Total Liabilities and Deferred Inflows of Resources                              | <br><u>\$ 7,793,207</u>        |
| <b><u>FUND/NET POSITION BALANCES</u></b>   |                                |
| Non-spendable  | \$ 30.00                       |
| Restricted   | 416,943                        |
| Committed  | 4,097,878                      |
| Assigned   | -                              |
| Unassigned   | 2,473,617                      |
| <br>Net Investment in Capital Assets   | <br>1,949,727                  |
| Restricted   | -                              |
| Unrestricted   | 3,259,220                      |
| Total Fund/Net Position Balances   | <u>\$ 12,197,414</u>           |
| <br>Total Liabilities, Deferred Inflows of Resources and Fund/ Net Position Balances | <br><u>\$ 19,990,620</u>       |

**OAK BROOK PARK DISTRICT**  
**Treasurer's Report- As of April 30, 2026 and 2025**

| Investment Description        | Bank/Institution                      | Current Year Balance    | Current Year Rate/APY/ADY* | Prior Year Rate/APY/ADY* | Note   | Current Concentration Percentage |
|-------------------------------|---------------------------------------|-------------------------|----------------------------|--------------------------|--|----------------------------------|
| <b><u>Money Market</u></b>    |                                       |                         |                            |                          |  |                                  |
|                               | Old Second National (Evergreen Bank)  | \$ 3,743,165.98         | 4.070%                     | 4.720%                   | Interest-bearing   | 33.85%                           |
|                               | Hinsdale Bank                         | 1,836,392.31            | 3.840%                     | 4.530%                   | Interest-bearing   | 16.61%                           |
|                               | Sub-Total:                            | <u>\$ 5,579,558.29</u>  |                            |                          |  | <u>50.46%</u>                    |
| <b><u>Checking</u></b>        |                                       |                         |                            |                          |  |                                  |
|                               | Fifth Third Bank                      | \$ 21,370.04            | 0.400%                     | 0.500%                   | Interest-bearing   | 0.19%                            |
| <b><u>Investment Pool</u></b> |                                       |                         |                            |                          |  |                                  |
|                               | The Illinois Funds                    | \$ 5,456,219.25         | 3.774%*                    | 4.434%*                  | Illinois Public Treasurers' Investment Pool  | 49.35%                           |
|                               | <b>Grand Total Investments:</b>       | <u>\$ 11,057,147.58</u> |                            |                          |  | <u>100.00%</u>                   |
| <b><u>Benchmark</u></b>       |                                       |                         |                            |                          |  |                                  |
|                               | <b>Three-month U.S. Treasury Bill</b> |                         | 3.673%                     | 4.294%                   | Highly liquid short-term security. Payment of principal and interest guaranteed by the full faith and credit of the U.S. government. Rate is as of the day's close on 04/30/2026 and 04/30/2025. |                                  |

\* Rate represents the average daily yield (ADY) for the applicable month (1 month).

**Oak Brook Park District**  
**Schedule of Capital Expenditures/Expenses**  
**As of April 30, 2026**

| FUND & DESCRIPTION  | VENDORS   | Year-to-Date Expenditures | FY 2025/2026 Budget    |
|---|---|---------------------------|------------------------|
| <b>Capital Projects Fund</b>  |   |                           |                        |
| Upgraded TimePro timekeeping software and hardware  | Commeg Systems, Inc.  | \$ 21,815.00              | \$ 22,000.00           |
| Central Park Ginger Creek bridge  | V3 Companies, Ltd.  | 4,300.00                  | 1,245,279.00           |
| LED digital poster/video screens  | NSELED-US   | 23,395.00                 | 26,000.00              |
| Saddle Brook barn evaluation  | FGM Architects  | 4,009.24                  | 35,000.00              |
| Turf aerator, roller, and overseeder  | Burris Equipment Company  | 13,560.00                 | 15,000.00              |
| FRC roof canopies and scupper replacement   | Anthony Roofing Tecta   | 21,900.00                 | 24,000.00              |
| Sidewalk replacements- Central Park   | A&A Paving Contractors  | 17,656.30                 | 20,000.00              |
| Asphalt paving and grinding   | Chicagoland Paving Contractors  | 25,000.00                 | 50,000.00              |
| Central Park signage upgrades   | Parvin-Clauss Sign Company, Correct Digital Displays Inc., Latitude Signage   | 18,309.00                 | 15,000.00              |
| FRC Elevator Overhaul   | Kone Inc., Cabworks Custom Elevator Inc., Floor Coverings International   | 105,452.64                | 106,000.00             |
| Paging alert system upgrades  | SK Electronics  | 15,049.00                 | 30,000.00              |
| SharePoint/One Drive file migration   | Sterling Network Integration  | 6,708.00                  | 36,000.00              |
| FRC video server replacement  | Insight Direct  | 5,180.38                  | -                      |
| Carpet replacement in FRC locker rooms  | ABM Commercial Flooring   | 24,000.00                 | -                      |
| Legal fees for various capital projects-To be allocated   | Robbins Schwartz  | 9,541.00                  | -                      |
| Central Park outdoor tennis and pickle ball courts project  | Engineering Resource Associates   | 6,500.00                  | -                      |
| Central Park suction inlet irrigation pipe lining   | Pro Services LLC  | 17,495.00                 | -                      |
| <b>Sub-total Balance:</b>   |   | <b>\$ 339,870.56</b>      | <b>\$ 1,624,279.00</b> |
| <b>Recreation Fund</b>  |   |                           |                        |
| Asphalt paving and grinding   | Chicagoland Paving Contractors  | \$ 50,000.00              | \$ 50,000.00           |
| Fitness Center Renovation- Windows, floor replacement, and installation of entryway to fitness center and indoor track. | Kluber Architects & Engineering, Chicago Glass & Mirror, Construction Solutions   | 18,979.00                 | 135,000.00             |
| Fitness equipment capital lease purchase- Pmt. 2 of 3   | Lease Servicing Center  | 48,111.35                 | 48,112.00              |
| Central Park West kitchen renovation  | Aline International LLC, Menards, Villa Park Electrical, Home Depot, Sherwin Williams, NPN Carpet Installation, Ebel's Ace Hardware | 23,674.92                 | 52,000.00              |
| Central Park outdoor tennis and pickle ball courts project  | Pioneer Engineering & Environmental   | 2,112.50                  | -                      |
| Swim Central VGB grate replacement project  | Landmark Aquatic  | 13,147.00                 | -                      |
| <b>Sub-total Balance:</b>   |   | <b>\$ 156,024.77</b>      | <b>\$ 285,112.00</b>   |
| <b>Tennis Fund</b>  |   |                           |                        |
| Lower level carpeting replacement   | Floor Coverings International   | \$ 23,788.09              | \$ 25,000.00           |
| Exterior windows replacement  | Kluber Architects & Engineering, Bee Liner Lean Services, Inc.  | 90,112.27                 | 100,000.00             |
| Central Park outdoor tennis and pickle ball courts project  | Pioneer Engineering & Environmental, Engineering Resource Associates, Upland Design   | 76,010.44                 | -                      |
| <b>Sub-total Balance:</b>   |   | <b>\$ 189,910.80</b>      | <b>\$ 125,000.00</b>   |

**Oak Brook Park District**  
**Schedule of Capital Expenditures/Expenses**  
**As of April 30, 2026**

| FUND & DESCRIPTION                  | VENDORS                                  | Year-to-Date Expenditures | FY 2025/2026 Budget    |
|-------------------------------------|--|---------------------------|------------------------|
| <b>Special Recreation Fund</b>      |  |                           |                        |
| Sidewalk replacements- Central Park | A&A Paving Contractors                   | \$ 5,000.00               | \$ 5,000.00            |
| Parking lot paver replacement- FRC  | Classic Landscape Ltd.                   | 14,408.00                 | 20,000.00              |
| Asphalt Paving                      | Chicagoland Paving Contractors           | 10,000.00                 | 10,000.00              |
| FRC Elevator Overhaul               | Kone Inc., Floor Coverings International | 105,452.65                | 106,000.00             |
| <b>Sub-total Balance:</b>           |  | <b>\$ 134,860.65</b>      | <b>\$ 141,000.00</b>   |
| <b>Grand Total Balance:</b>         |  | <b>\$ 820,666.78</b>      | <b>\$ 2,175,391.00</b> |

## Warrant

Invoice Register Report

05/12/2026 01:41 PM  
 User: NLAWLER  
 DB: Oak Brook Park L

INVOICE REGISTER REPORT FOR OAK BROOK PARK DISTRICT  
 EXP CHECK RUN DATES 05/18/2026 - 05/18/2026  
 BOTH JOURNALIZED AND UNJOURNALIZED  
 OPEN

| Inv Num            | Vendor                             | Inv Date                            | Due Date   | Inv Amt  | Amt Due  | Status | Jrnlized Post Date |
|--------------------|------------------------------------|-------------------------------------|------------|----------|----------|--------|--------------------|
| Inv Ref#           | Description                        |                                     |            |          |          |        |                    |
|                    | GL Distribution                    |                                     |            |          |          |        |                    |
| MAY 2026           |                                    |                                     |            |          |          |        |                    |
| 52372              | ACCRUE SOLUTIONS LLC               | 05/01/2026                          | 05/18/2026 | 76.95    | 76.95    | Open   | Y                  |
|                    | INV 117909 FSA ADMIN FEES MAY 2026 |                                     |            |          |          |        | 05/01/2026         |
|                    | 01-01-650-000                      | GROUP MEDICAL & LIFE                |            | 8.10     |          |        |                    |
|                    | 01-02-650-000                      | GROUP MEDICAL & LIFE                |            | 12.15    |          |        |                    |
|                    | 01-05-650-000                      | GROUP MEDICAL & LIFE                |            | 8.10     |          |        |                    |
|                    | 01-14-650-000                      | GROUP MEDICAL & LIFE                |            | 4.05     |          |        |                    |
|                    | 01-15-650-000                      | GROUP MEDICAL & LIFE                |            | 8.10     |          |        |                    |
|                    | 02-01-650-000                      | GROUP MEDICAL & LIFE                |            | 8.10     |          |        |                    |
|                    | 02-25-650-000                      | GROUP MEDICAL & LIFE                |            | 8.10     |          |        |                    |
|                    | 02-50-650-000                      | GROUP MEDICAL & LIFE                |            | 4.05     |          |        |                    |
|                    | 07-01-650-000                      | GROUP MEDICAL & LIFE                |            | 16.20    |          |        |                    |
| 0129264            |                                    |                                     |            |          |          |        |                    |
| 52362              | ACTIVE SPORTS AGENCY LLC           | 04/30/2026                          | 05/18/2026 | 1,710.00 | 1,710.00 | Open   | Y                  |
|                    | BALL MACHINE CONTROL BOARD         |                                     |            |          |          |        | 04/30/2026         |
|                    | 07-75-800-000                      | BALL MACHINE CONTROL BOARD          |            | 1,710.00 |          |        |                    |
| 1287 APRIL         |                                    |                                     |            |          |          |        |                    |
| 52393              | ADVANCED LANDSCAPING, LLC          | 05/04/2026                          | 05/18/2026 | 3,496.00 | 3,496.00 | Open   | Y                  |
|                    | APRIL 2026 GRASS MOWING            |                                     |            |          |          |        | 04/30/2026         |
|                    | 01-05-750-008                      | CENTRAL PARK MOWING                 |            | 2,396.00 |          |        |                    |
|                    | 01-06-750-008                      | SADDLE BROOK MOWING                 |            | 610.00   |          |        |                    |
|                    | 01-07-750-008                      | FOREST GLEN MOWING                  |            | 240.00   |          |        |                    |
|                    | 01-08-750-008                      | CHILLEM MOWING                      |            | 90.00    |          |        |                    |
|                    | 01-09-750-008                      | DEANS MOWING                        |            | 160.00   |          |        |                    |
| 1287 MAY           |                                    |                                     |            |          |          |        |                    |
| 52394              | ADVANCED LANDSCAPING, LLC          | 05/01/2026                          | 05/18/2026 | 1,748.00 | 1,748.00 | Open   | Y                  |
|                    | MAY 1 2026 GRASS MOWING            |                                     |            |          |          |        | 05/01/2026         |
|                    | 01-05-750-008                      | CENTRAL PARK MOWING                 |            | 1,171.00 |          |        |                    |
|                    | 01-06-750-008                      | SADDLE BROOK MOWING                 |            | 306.00   |          |        |                    |
|                    | 01-07-750-008                      | FOREST GLEN MOWING                  |            | 143.00   |          |        |                    |
|                    | 01-08-750-008                      | CHILLEM MOWING                      |            | 46.00    |          |        |                    |
|                    | 01-09-750-008                      | DEANS MOWING                        |            | 82.00    |          |        |                    |
| 423007             |                                    |                                     |            |          |          |        |                    |
| 52350              | AIR COMFORT LLC                    | 04/30/2026                          | 05/18/2026 | 7,700.00 | 7,700.00 | Open   | Y                  |
|                    | BUILDING AUTOMATION SOFTWARE AND   |                                     |            |          |          |        | 04/30/2026         |
|                    | 07-71-750-009                      | BUILDING AUTOMATION SOFTWARE UPDATE |            | 7,700.00 |          |        |                    |
| 2026 CERTIFICATION |                                    |                                     |            |          |          |        |                    |
| 52285              | ANN ROHALY                         | 04/21/2026                          | 05/18/2026 | 224.50   | 224.50   | Open   | Y                  |
|                    | CERTIFICATION REIMBURSEMENT        |                                     |            |          |          |        | 04/21/2026         |

05/12/2026 01:41 PM  
 User: NLAWLER  
 DB: Oak Brook Park L

INVOICE REGISTER REPORT FOR OAK BROOK PARK DISTRICT  
 EXP CHECK RUN DATES 05/18/2026 - 05/18/2026  
 BOTH JOURNALIZED AND UNJOURNALIZED  
 OPEN

| Inv Num          | Vendor                           | Inv Date                          | Due Date   | Inv Amt   | Amt Due   | Status | Jrnalized Post Date |
|------------------|----------------------------------|-----------------------------------|------------|-----------|-----------|--------|---------------------|
| Inv Ref#         | Description                      |                                   |            |           |           |        |                     |
|                  | GL Distribution                  |                                   |            |           |           |        |                     |
|                  | 02-21-690-009                    | CERTIFICATION PROGRAM             |            | 224.50    |           |        |                     |
| <hr/>            |                                  |                                   |            |           |           |        |                     |
| MARCH 2026 BBALL |                                  |                                   |            |           |           |        |                     |
| 52306            | BEST OFFICIALS                   | 03/24/2026                        | 05/18/2026 | 1,128.00  | 1,128.00  | Open   | Y                   |
|                  | MARCH 2026 REFEREE SERVICES      |                                   |            |           |           |        | 03/24/2026          |
|                  | 02-40-640-171                    | MEN'S BASKETBALL REFEREE SERVICES |            | 1,128.00  |           |        |                     |
| <hr/>            |                                  |                                   |            |           |           |        |                     |
| APRIL 2026 BBALL |                                  |                                   |            |           |           |        |                     |
| 52384            | BEST OFFICIALS                   | 05/02/2026                        | 05/18/2026 | 1,504.00  | 1,504.00  | Open   | Y                   |
|                  | APRIL 2026 REFEREE SERVICES MENS |                                   |            |           |           |        | 04/30/2026          |
|                  | 02-40-640-171                    | MEN'S BASKETBALL REFEREE SERVICES |            | 1,504.00  |           |        |                     |
| <hr/>            |                                  |                                   |            |           |           |        |                     |
| 356571           | BUTTREY RENTAL SERVICE INC.      | 05/04/2026                        | 05/18/2026 | 185.00    | 185.00    | Open   | Y                   |
| 52365            | ELECTRICAL LOCATOR-FRC BOLLARDS  |                                   |            |           |           |        | 05/04/2026          |
|                  | 01-05-790-019                    | EQUIPMENT RENTAL                  |            | 185.00    |           |        |                     |
| <hr/>            |                                  |                                   |            |           |           |        |                     |
| APR26.TEN97      |                                  |                                   |            |           |           |        |                     |
| 52323            | CARDMEMBER SERVICE               | 04/24/2026                        | 05/18/2026 | 236.15    | 236.15    | Open   | Y                   |
|                  | TENNIS DEPT PCARD APRIL 2026     |                                   |            |           |           |        | 04/24/2026          |
|                  | 07-01-730-001                    | AMAZON OFFICE SUPPLIES            |            | 55.42     |           |        |                     |
|                  | 07-01-730-001                    | AMAZON OFFICE SUPPLIES            |            | 85.13     |           |        |                     |
|                  | 07-01-730-000                    | STAPLES PAPER                     |            | 60.36     |           |        |                     |
|                  | 07-01-730-001                    | AMAZON OFFICE SUPPLIES            |            | 35.24     |           |        |                     |
| <hr/>            |                                  |                                   |            |           |           |        |                     |
| APR6.TEN69       |                                  |                                   |            |           |           |        |                     |
| 52352            | CARDMEMBER SERVICE               | 04/24/2026                        | 05/18/2026 | 10,184.89 | 10,184.89 | Open   | Y                   |
|                  | TENNIS DEPT PCARD APRIL 2026     |                                   |            |           |           |        | 04/24/2026          |
|                  | 07-75-870-001                    | HEAD RACQUET                      |            | 153.18    |           |        |                     |
|                  | 07-71-790-003                    | 10-S TENNIS COURTS SUPPLIES       |            | 1,875.59  |           |        |                     |
|                  | 07-75-870-000                    | HEAD RACQUET                      |            | 98.18     |           |        |                     |
|                  | 07-75-870-001                    | HEAD TENNIS BALLS                 |            | 946.66    |           |        |                     |
|                  | 07-75-790-008                    | USTA TEAM TENNIS FEE              |            | 3.15      |           |        |                     |
|                  | 07-75-870-000                    | HEAD RACQUETS                     |            | 496.56    |           |        |                     |
|                  | 07-75-870-007                    | BABOLAT GROMMETS                  |            | 49.38     |           |        |                     |
|                  | 07-71-800-003                    | VILLA PARK LOBBY BENCHES          |            | 3,459.48  |           |        |                     |
|                  | 07-71-800-000                    | POPPIN OFFICE FURNITURE           |            | 1,421.31  |           |        |                     |
|                  | 01-14-675-002                    | TENNISSOURCE SOFTWARE FEE         |            | 1,146.64  |           |        |                     |
|                  | 07-75-870-000                    | BABOLAT RACQUETS                  |            | 534.76    |           |        |                     |
| <hr/>            |                                  |                                   |            |           |           |        |                     |
| APR26.TEN70      |                                  |                                   |            |           |           |        |                     |
| 52356            | CARDMEMBER SERVICE               | 03/25/2026                        | 05/18/2026 | 340.96    | 340.96    | Open   | Y                   |
|                  | TENNIS DEPT PCARD APRIL 2026     |                                   |            |           |           |        | 05/05/2026          |
|                  | 07-71-790-001                    | AMAZON AED SIGN                   |            | 26.95     |           |        |                     |
|                  | 07-71-790-001                    | AMAZON BLOCKADE SIGN              |            | 28.49     |           |        |                     |

| Inv Num     | Vendor                        | Inv Date                               | Due Date   | Inv Amt  | Amt Due  | Status | Jrnlized Post Date |
|-------------|-------------------------------|--|------------|----------|----------|--------|--------------------|
| Inv Ref#    | Description                   |  |            |          |          |        |                    |
|             | GL Distribution               |  |            |          |          |        |                    |
|             | 07-71-790-001                 | AMAZON HOOKS                           |            | 22.99    |          |        |                    |
|             | 07-71-790-001                 | JEWEL OSCO WATER GALLONS               |            | 12.53    |          |        |                    |
|             | 07-75-790-001                 | STAFF UNIFORMS                         |            | 250.00   |          |        |                    |
| <hr/>       |                               |  |            |          |          |        |                    |
| APR26.TEN68 |                               |  |            |          |          |        |                    |
| 52358       | CARDMEMBER SERVICE            | 04/24/2026                             | 05/18/2026 | 1,944.68 | 1,944.68 | Open   | Y                  |
|             | TENNIS DEPT PCARD APRIL 2026  |  |            |          |          |        | 04/24/2026         |
|             | 07-75-790-004                 | AMAZON - PROGRAMMING SUPPLIES          |            | 290.91   |          |        |                    |
|             | 07-01-730-002                 | AMAZON - COFFEE SUPPLIES               |            | 44.98    |          |        |                    |
|             | 07-01-740-000                 | JIMMY JOHNS - MEETING LUNCH            |            | 69.08    |          |        |                    |
|             | 07-01-730-002                 | AMAZON - COFFEE SUPPLIES               |            | 24.22    |          |        |                    |
|             | 07-01-730-002                 | AMAZON - COFFEE SUPPLIES               |            | 78.64    |          |        |                    |
|             | 07-01-730-002                 | AMAZON - COFFEE SUPPLIES               |            | 14.60    |          |        |                    |
|             | 07-71-800-003                 | XPRESS MATS - BUILDING LOGO MATS       |            | 1,334.45 |          |        |                    |
|             | 07-01-730-002                 | AMAZON - COFFEE SUPPLIES               |            | 87.80    |          |        |                    |
| <hr/>       |                               |  |            |          |          |        |                    |
| APR26.REC02 |                               |  |            |          |          |        |                    |
| 52373       | CARDMEMBER SERVICE            | 04/24/2026                             | 05/18/2026 | 650.96   | 650.96   | Open   | Y                  |
|             | REC DEPT PCARD APRIL 2026     |  |            |          |          |        | 04/24/2026         |
|             | 02-40-765-171                 | QUICKSCORES SUBSCRIPTION               |            | 63.00    |          |        |                    |
|             | 02-40-765-181                 | TENNIS WAREHOUSE - PICKLEBALL SUPPLIES |            | 587.96   |          |        |                    |
| <hr/>       |                               |  |            |          |          |        |                    |
| APR26.FIN39 |                               |  |            |          |          |        |                    |
| 52374       | CARDMEMBER SERVICE            | 04/24/2026                             | 05/18/2026 | 14.44    | 14.44    | Open   | Y                  |
|             | FIANNCE DEPT PCARD APRIL 2026 |  |            |          |          |        | 04/04/2026         |
|             | 01-02-730-001                 | ALPHABETICAL FILE FOLDER               |            | 14.44    |          |        |                    |
| <hr/>       |                               |  |            |          |          |        |                    |
| APR26.REC44 |                               |  |            |          |          |        |                    |
| 52375       | CARDMEMBER SERVICE            | 04/24/2026                             | 05/18/2026 | 390.87   | 390.87   | Open   | Y                  |
|             | REC DEPT PCARD APRIL 2026     |  |            |          |          |        | 04/24/2026         |
|             | 02-01-730-001                 | 1.SCISSORS FOR EVENTS AND OFFICE AMZN  |            | 19.96    |          |        |                    |
|             | 01-04-765-040                 | 2. 5 FOOD HNDLR & 1 MNGR CERT 360 TRNG |            | 170.95   |          |        |                    |
|             | 02-60-765-012                 | 3. EVENT/VENDOR WAGONS AMZN            |            | 99.98    |          |        |                    |
|             | 02-60-765-026                 | 3. EVENT/VENDOR WAGONS AMZN            |            | 99.98    |          |        |                    |
| <hr/>       |                               |  |            |          |          |        |                    |
| APR26.ADM21 |                               |  |            |          |          |        |                    |
| 52376       | CARDMEMBER SERVICE            | 04/24/2026                             | 05/18/2026 | (170.00) | (170.00) | Open   | Y                  |
|             | ADMIN DEPT PCARD APR 2026     |  |            |          |          |        | 05/05/2026         |
|             | 01-01-690-001                 | IPRA - CONF PARTIAL REIMBURSE CRABTREE |            | (170.00) |          |        |                    |
| <hr/>       |                               |  |            |          |          |        |                    |
| APR26.ADM66 |                               |  |            |          |          |        |                    |
| 52377       | CARDMEMBER SERVICE            | 04/24/2026                             | 05/18/2026 | 390.25   | 390.25   | Open   | Y                  |
|             | ADMIN DEPT PCARD APRIL 2026   |  |            |          |          |        | 04/24/2026         |
|             | 01-01-730-002                 | AMAZON - COFFEE CREAMER                |            | 14.99    |          |        |                    |
|             | 01-01-740-002                 | MARIANOS - EMPLOYEE CELEBRATION CPRE   |            | 28.52    |          |        |                    |

| Inv Num     | Vendor                          | Inv Date                                | Due Date   | Inv Amt  | Amt Due  | Status | Jrnalized Post Date |
|-------------|---------------------------------|---|------------|----------|----------|--------|---------------------|
| Inv Ref#    | Description                     |   |            |          |          |        |                     |
|             | GL Distribution                 |   |            |          |          |        |                     |
|             | 01-01-730-001                   | AMAZON - ENVELOPES                      |            | 3.39     |          |        |                     |
|             | 01-02-730-001                   | AMAZON - ENVELOPES                      |            | 3.39     |          |        |                     |
|             | 01-15-730-001                   | AMAZON - ENVELOPES                      |            | 3.39     |          |        |                     |
|             | 02-01-730-001                   | AMAZON - ENVELOPES                      |            | 3.38     |          |        |                     |
|             | 02-21-730-001                   | AMAZON - ENVELOPES                      |            | 3.38     |          |        |                     |
|             | 02-25-730-001                   | AMAZON - ENVELOPES                      |            | 3.38     |          |        |                     |
|             | 02-80-730-001                   | AMAZON - ENVELOPES                      |            | 3.38     |          |        |                     |
|             | 01-01-730-001                   | AMAZON - SIGNATURE FLAGS                |            | 12.78    |          |        |                     |
|             | 01-01-730-001                   | AMAZON - PENS                           |            | 15.28    |          |        |                     |
|             | 01-01-730-001                   | AMAZON - DESKTOP SCANNER                |            | 294.99   |          |        |                     |
| <hr/>       |                                 |   |            |          |          |        |                     |
| APR26.FIN58 | CARDMEMBER SERVICE              | 04/24/2026                              | 05/18/2026 | 81.51    | 81.51    | Open   | Y                   |
| 52378       | FINANCE DEPT PCARD APRIL 2026   |   |            |          |          |        | 04/24/2026          |
|             | 01-05-740-022                   | EARTH MONTH SEED PACKETS                |            | 65.34    |          |        |                     |
|             | 01-05-740-022                   | SUSTAINABILITY LUNCH AND LEARN SUPPLIES |            | 16.17    |          |        |                     |
| <hr/>       |                                 |   |            |          |          |        |                     |
| APR26.REC35 | CARDMEMBER SERVICE              | 04/24/2026                              | 05/18/2026 | 50.97    | 50.97    | Open   | Y                   |
| 52379       | REC DEPT PCARD APRIL 2026       |   |            |          |          |        | 04/24/2026          |
|             | 02-60-765-001                   | SAFETY PINS PINK 5K                     |            | 50.97    |          |        |                     |
| <hr/>       |                                 |   |            |          |          |        |                     |
| APR26.MNT46 | CARDMEMBER SERVICE              | 04/24/2026                              | 05/18/2026 | 446.94   | 446.94   | Open   | Y                   |
| 52380       | MAINT DEPT PCARD APRIL 2026     |   |            |          |          |        | 04/24/2026          |
|             | 01-15-840-012                   | AMAZON - DISK GOLF RACK STAND           |            | 25.99    |          |        |                     |
|             | 01-15-750-001                   | EMW - LOREN COOK EXHAUST FAN            |            | 149.95   |          |        |                     |
|             | 01-15-750-001                   | HEINLEIN SUPPLY - LOREN COOK FAN WHEEL  |            | 271.00   |          |        |                     |
| <hr/>       |                                 |   |            |          |          |        |                     |
| APR26.PRK00 | CARDMEMBER SERVICE              | 04/24/2026                              | 05/18/2026 | 372.32   | 372.32   | Open   | Y                   |
| 52381       | PARKS DEPT PCARD APRIL 2026     |   |            |          |          |        | 04/24/2026          |
|             | 01-05-690-002                   | PDRMA PLAYGROUND INSPECTION COURSE      |            | 20.00    |          |        |                     |
|             | 01-05-790-017                   | 2021 DUMP TRUCK DIFFERENTIAL REPAIR     |            | 250.00   |          |        |                     |
|             | 01-05-790-018                   | AMZN TOOLS AND EQUIPMENT                |            | 56.34    |          |        |                     |
|             | 01-05-790-018                   | AMZN TOOLS AND EQUIPMENT                |            | 45.98    |          |        |                     |
| <hr/>       |                                 |   |            |          |          |        |                     |
| APR26.MKT95 | CARDMEMBER SERVICE              | 04/24/2026                              | 05/18/2026 | 1,509.99 | 1,509.99 | Open   | Y                   |
| 52382       | MARKETING DEPT PCARD APRIL 2026 |   |            |          |          |        | 04/24/2026          |
|             | 01-01-740-002                   | AMAZON - SERVICE AWARD 10 YEARS         |            | 93.00    |          |        |                     |
|             | 02-25-700-000                   | IPRA - AQUATIC MGR JOB POSTING          |            | 165.00   |          |        |                     |
|             | 02-80-960-000                   | NINJA TRANSFERS - TENT DECALS           |            | 103.68   |          |        |                     |
|             | 02-80-940-000                   | COSTCO - VENDOR/MKTG WAGON              |            | 106.24   |          |        |                     |
|             | 02-25-700-000                   | IPRA - AQUATIC MGR JOB POST EMAIL BOOST |            | 150.00   |          |        |                     |

05/12/2026 01:41 PM  
 User: NLAWLER  
 DB: Oak Brook Park L

INVOICE REGISTER REPORT FOR OAK BROOK PARK DISTRICT  
 EXP CHECK RUN DATES 05/18/2026 - 05/18/2026  
 BOTH JOURNALIZED AND UNJOURNALIZED  
 OPEN

| Inv Num     | Vendor                           | Inv Date   | Due Date   | Inv Amt  | Amt Due  | Status | Jrnalized Post Date |
|-------------|----------------------------------|------------|------------|----------|----------|--------|---------------------|
| 52383       | GL Distribution                  |            |            |          |          |        |                     |
|             | 02-80-940-000                    |            |            | 523.74   |          |        |                     |
|             | 01-05-740-022                    |            |            | 140.93   |          |        |                     |
|             | 02-80-940-000                    |            |            | 227.40   |          |        |                     |
| <hr/>       |                                  |            |            |          |          |        |                     |
| APR26.FAC34 |                                  |            |            |          |          |        |                     |
| 52383       | CARDMEMBER SERVICE               | 04/24/2026 | 05/18/2026 | 213.72   | 213.72   | Open   | Y<br>04/24/2026     |
|             | FACILITIES DEPT PCARD APRIL 2026 |            |            |          |          |        |                     |
|             | 02-21-700-000                    |            |            | 149.95   |          |        |                     |
|             | 02-25-705-001                    |            |            | 20.99    |          |        |                     |
|             | 02-25-705-001                    |            |            | 42.78    |          |        |                     |
| <hr/>       |                                  |            |            |          |          |        |                     |
| APR26.AQU25 |                                  |            |            |          |          |        |                     |
| 52385*      | CARDMEMBER SERVICE               | 04/24/2026 | 05/18/2026 | 863.99   | 863.99   | Open   | Y<br>04/24/2026     |
|             | AQUATICS DEPT PCARD APRIL 2026   |            |            |          |          |        |                     |
|             | 02-25-690-001                    |            |            | (68.00)  |          |        |                     |
|             | 02-25-705-001                    |            |            | 99.55    |          |        |                     |
|             | 02-26-765-002                    |            |            | 40.47    |          |        |                     |
|             | 02-26-765-002                    |            |            | 12.34    |          |        |                     |
|             | 02-26-765-002                    |            |            | 188.73   |          |        |                     |
|             | 02-25-705-001                    |            |            | 39.59    |          |        |                     |
|             | 02-25-705-001                    |            |            | 71.64    |          |        |                     |
|             | 02-25-705-001                    |            |            | 31.67    |          |        |                     |
|             | 02-26-765-002                    |            |            | 8.54     |          |        |                     |
|             | 02-25-705-001                    |            |            | 39.48    |          |        |                     |
|             | 02-25-705-001                    |            |            | 84.74    |          |        |                     |
|             | 02-26-765-002                    |            |            | 62.68    |          |        |                     |
|             | 02-26-765-002                    |            |            | 74.40    |          |        |                     |
|             | 02-25-705-001                    |            |            | 39.48    |          |        |                     |
|             | 02-25-705-001                    |            |            | 31.80    |          |        |                     |
|             | 02-25-705-001                    |            |            | 106.88   |          |        |                     |
| <hr/>       |                                  |            |            |          |          |        |                     |
| APR26.MKT72 |                                  |            |            |          |          |        |                     |
| 52389       | CARDMEMBER SERVICE               | 04/24/2026 | 05/18/2026 | 99.50    | 99.50    | Open   | Y<br>04/24/2026     |
|             | MARKETING DEPT PCARD APRIL 2026  |            |            |          |          |        |                     |
|             | 02-80-740-020                    |            |            | 10.00    |          |        |                     |
|             | 02-80-980-000                    |            |            | 70.00    |          |        |                     |
|             | 01-01-074-000                    |            |            | 19.50    |          |        |                     |
| <hr/>       |                                  |            |            |          |          |        |                     |
| APR26.REC92 |                                  |            |            |          |          |        |                     |
| 52390       | CARDMEMBER SERVICE               | 04/24/2026 | 05/18/2026 | 2,441.81 | 2,441.81 | Open   | Y<br>04/24/2026     |
|             | REC DEPT PCARD APRIL 2026        |            |            |          |          |        |                     |
|             | 02-50-754-300                    |            |            | 1,224.64 |          |        |                     |
|             | 02-50-754-300                    |            |            | 88.76    |          |        |                     |
|             | 02-50-754-300                    |            |            | 981.75   |          |        |                     |

05/12/2026 01:41 PM  
 User: NLAWLER  
 DB: Oak Brook Park L

INVOICE REGISTER REPORT FOR OAK BROOK PARK DISTRICT  
 EXP CHECK RUN DATES 05/18/2026 - 05/18/2026  
 BOTH JOURNALIZED AND UNJOURNALIZED  
 OPEN

Page: 42

| Inv Num     | Vendor                        | Inv Date                                 | Due Date   | Inv Amt  | Amt Due  | Status | Jrnalized<br>Post Date |
|-------------|-------------------------------|--|------------|----------|----------|--------|------------------------|
| Inv Ref#    | Description                   |  |            |          |          |        |                        |
|             | GL Distribution               |  |            |          |          |        |                        |
|             | 02-50-760-000                 | AMAZON MAH JONGG SET                     |            | 133.40   |          |        |                        |
|             | 02-50-760-000                 | AMAZON NAME TAGS FOR MAH JONGG CLASS     |            | 5.99     |          |        |                        |
|             | 02-50-761-000                 | PIONEER TRIP LUNCH                       |            | 4.13     |          |        |                        |
|             | 02-50-761-000                 | PIONEER TRIP BATHROOM ENTRANCE           |            | 1.47     |          |        |                        |
|             | 02-50-761-000                 | PIONEER TRIP BATHROOM ENTRANCE           |            | 1.47     |          |        |                        |
|             | 02-50-761-000                 | PIONEER TRIP FRGN TRAS FEE               |            | 0.20     |          |        |                        |
| <hr/>       |                               |  |            |          |          |        |                        |
| APR26.MNT29 |                               |  |            |          |          |        |                        |
| 52391       | CARDMEMBER SERVICE            | 04/24/2026                               | 05/18/2026 | 629.49   | 629.49   | Open   | Y                      |
|             | MAINT DEPT PCARD APRIL 2026   |  |            |          |          |        | 04/24/2026             |
|             | 01-15-750-000                 | (AMAZON) UTILITY BLADE SCRAPER (1)       |            | 6.85     |          |        |                        |
|             | 02-25-790-004                 | (AMAZON) SPA ENZYME/ SKIMMER (2)         |            | 25.59    |          |        |                        |
|             | 02-25-790-004                 | (AMAZON) POOL DAILY TEST REAGENTS (3)    |            | 77.82    |          |        |                        |
|             | 02-25-750-030                 | (AMAZON) FLOOR INLETS INDOOR (4)         |            | 107.01   |          |        |                        |
|             | 02-25-750-030                 | (AMAZON) SPA SKIMMER FLAP (5)            |            | 7.99     |          |        |                        |
|             | 02-25-790-004                 | (AMAZON) SPA ENZYME CLEANER (6)          |            | 17.09    |          |        |                        |
|             | 01-15-800-000                 | (AMAZON) WALL STANTIONS PP 78949 (7)     |            | 38.99    |          |        |                        |
|             | 02-25-750-030                 | (AMAZON) PVC POOL ADA CHAIR (8)          |            | 43.67    |          |        |                        |
|             | 01-04-750-000                 | (AMAZON) BABY CHANGING STATION NF (9)    |            | 292.85   |          |        |                        |
|             | 01-15-750-000                 | (AMAZON) AED SIGN GYM LOBBY (10)         |            | 11.63    |          |        |                        |
| <hr/>       |                               |  |            |          |          |        |                        |
| APR26.ADM15 |                               |  |            |          |          |        |                        |
| 52392       | CARDMEMBER SERVICE            | 04/24/2026                               | 05/18/2026 | 6.08     | 6.08     | Open   | Y                      |
|             | ADMIN DEPT PCARD APRIL 2026   |  |            |          |          |        | 04/24/2026             |
|             | 01-01-710-001                 | USPS CERTIFIED MAIL                      |            | 6.08     |          |        |                        |
| <hr/>       |                               |  |            |          |          |        |                        |
| APR26.FIT71 |                               |  |            |          |          |        |                        |
| 52395*      | CARDMEMBER SERVICE            | 04/24/2026                               | 05/18/2026 | 1,290.55 | 1,290.55 | Open   | Y                      |
|             | FITNESS DEPT PCARD APRIL 2026 |  |            |          |          |        | 04/24/2026             |
|             | 02-21-765-000                 | MERRITHEW PORTABLE PILATES BARRE         |            | 790.79   |          |        |                        |
|             | 02-21-800-000                 | AMAZON PAPER TOWEL HOLDER                |            | 6.79     |          |        |                        |
|             | 02-21-800-000                 | AMAZON FOAM ROLLERS                      |            | 247.36   |          |        |                        |
|             | 02-21-800-000                 | AMAZON FOAM ROLLERS                      |            | 100.09   |          |        |                        |
|             | 02-60-792-001                 | AMAZON PINK 5K FOOD                      |            | 201.32   |          |        |                        |
|             | 02-21-765-001                 | AMAZON HAND GRIP STRENGTH                |            | 18.99    |          |        |                        |
|             | 02-21-800-000                 | AMAZON REFUND FOAM ROLLERS               |            | (90.60)  |          |        |                        |
|             | 02-21-765-000                 | MERRITHEW FOREIGN TRANS FEE              |            | 15.81    |          |        |                        |
| <hr/>       |                               |  |            |          |          |        |                        |
| APR26.IT29  |                               |  |            |          |          |        |                        |
| 52396       | CARDMEMBER SERVICE            | 04/24/2026                               | 05/18/2026 | 1,697.82 | 1,697.82 | Open   | Y                      |
|             | I.T. DEPT PCARD APRIL 2026    |  |            |          |          |        | 04/24/2026             |
|             | 01-14-800-006                 | AMAZON- USB CONSOLE CABLE SERVER SWITCH  |            | 11.75    |          |        |                        |
|             | 01-14-800-006                 | AMAZON- WIRECORD COVER FOR SERVER CABLES |            | 26.58    |          |        |                        |
|             | 01-14-800-006                 | AMAZON - WHEELS FOR LED MONITORS         |            | 69.98    |          |        |                        |

| Inv Num  | Vendor          | Inv Date                                 | Due Date | Inv Amt | Amt Due | Status | Jrnalized |
|----------|-----------------|--|----------|---------|---------|--------|-----------|
| Inv Ref# | Description     |  |          |         |         |        | Post Date |
|          | GL Distribution |  |          |         |         |        |           |
|          | 01-14-722-000   | COMCAST- WIFI SERVICE ALL BUILDING       |          | 90.00   |         |        |           |
|          | 01-14-722-001   | COMCAST- WIFI SERVICE ALL BUILDING       |          | 90.00   |         |        |           |
|          | 01-14-722-002   | COMCAST- WIFI SERVICE ALL BUILDING       |          | 60.00   |         |        |           |
|          | 01-14-800-006   | AMAZON - DOUBLE SIDED TAPE FOR IT REPAIR |          | 12.24   |         |        |           |
|          | 01-14-800-006   | AMAZON- CAMERA FIBER CONVERTER REPLMENT  |          | 85.45   |         |        |           |
|          | 01-14-722-000   | COMCAST - TV CABLE                       |          | 306.82  |         |        |           |
|          | 01-14-722-001   | COMCAST - TV CABLE                       |          | 306.82  |         |        |           |
|          | 01-14-722-002   | COMCAST - TV CABLE                       |          | 204.55  |         |        |           |
|          | 01-14-800-006   | AMAZON- IPAD STANDS FOR PINK 5K EVENT    |          | 17.96   |         |        |           |
|          | 01-14-800-006   | AMAZON- AUTUMN OAKS WEBCAM REPLACEMENT   |          | 69.99   |         |        |           |
|          | 01-14-722-000   | APPLE BUSINESS -APPLEDEVICE MANAGEMENT   |          | 39.63   |         |        |           |
|          | 01-14-722-001   | APPLE BUSINESS -APPLEDEVICE MANAGEMENT   |          | 39.63   |         |        |           |
|          | 01-14-722-002   | APPLE BUSINESS -APPLEDEVICE MANAGEMENT   |          | 26.42   |         |        |           |
|          | 01-14-722-000   | COMCAST -MAIN INTHERNET ALL BUILDINGS    |          | 90.00   |         |        |           |
|          | 01-14-722-001   | COMCAST -MAIN INTHERNET ALL BUILDINGS    |          | 90.00   |         |        |           |
|          | 01-14-722-002   | COMCAST -MAIN INTHERNET ALL BUILDINGS    |          | 60.00   |         |        |           |

APR26.COM50

|        |                               |  |            |          |          |      |            |
|--------|-------------------------------|--|------------|----------|----------|------|------------|
| 52401* | CARDMEMBER SERVICE            | 04/24/2026                               | 05/18/2026 | 8,580.52 | 8,580.52 | Open | Y          |
|        | COMM/IT DEPT PCARD APRIL 2026 |  |            |          |          |      | 04/24/2026 |
|        | 01-14-720-000                 | FIRST COMMUNICATIONS-ELEVATOR AND FAX LI |            | 174.26   |          |      |            |
|        | 01-14-720-002                 | FIRST COMMUNICATIONS-ELEVATOR AND FAX LI |            | 116.17   |          |      |            |
|        | 01-14-800-006                 | AMAZON - CASTER WHEELS FOR LED DISPLAY B |            | 102.93   |          |      |            |
|        | 01-14-721-000                 | T-MOBILE- DISTRICT PHONES                |            | 501.85   |          |      |            |
|        | 01-14-721-001                 | T-MOBILE- DISTRICT PHONES                |            | 273.73   |          |      |            |
|        | 01-14-721-002                 | T-MOBILE- DISTRICT PHONES                |            | 136.87   |          |      |            |
|        | 01-14-723-000                 | DYNAMIC MEDIA -FITNESS/REC MONTHLY RADI  |            | 34.95    |          |      |            |
|        | 01-14-723-002                 | COMCAST - TENNIS CENTER CABLE TV SERVIC  |            | 71.18    |          |      |            |
|        | 01-14-720-000                 | COMCAST - PRI PHONE LINES -ALL BUILDINGS |            | 195.28   |          |      |            |
|        | 01-14-720-001                 | COMCAST - PRI PHONE LINES -ALL BUILDINGS |            | 195.27   |          |      |            |
|        | 01-14-720-002                 | COMCAST - PRI PHONE LINES -ALL BUILDINGS |            | 130.19   |          |      |            |
|        | 01-14-722-000                 | COMCAST - DEAN NATURE INTERNET FOR SECUI |            | 85.13    |          |      |            |
|        | 01-14-677-000                 | AMAZON - BLACK TONER FRC FRONT DESKPRINT |            | 211.89   |          |      |            |
|        | 01-14-675-000                 | CONSTANT CONTACT-YEARLY EMAIL MARKETING  |            | 792.82   |          |      |            |
|        | 01-14-675-001                 | CONSTANT CONTACT-YEARLY EMAIL MARKETING  |            | 1,321.36 |          |      |            |
|        | 01-14-675-002                 | CONSTANT CONTACT-YEARLY EMAIL MARKETING  |            | 528.55   |          |      |            |
|        | 02-40-765-181                 | PICKLEBALL CENTERAL -NEW NET AND BALLS   |            | 1,457.11 |          |      |            |
|        | 02-40-765-181                 | TENNIS WAREHOUSE-TYPTI EQUIPMENT         |            | 399.98   |          |      |            |
|        | 01-14-675-000                 | BAMBOO HR - MONTHLY SOFTWARE INVOICE     |            | 259.18   |          |      |            |
|        | 01-14-675-001                 | BAMBOO HR - MONTHLY SOFTWARE INVOICE     |            | 907.12   |          |      |            |
|        | 01-14-675-002                 | BAMBOO HR - MONTHLY SOFTWARE INVOICE     |            | 129.59   |          |      |            |
|        | 02-30-765-200                 | BLUE GRUNTLET - FENCING EQUIPMENT        |            | 658.04   |          |      |            |
|        | 01-14-800-006                 | AMAZON - CASTER WHEELS FOR LED-RETURN    |            | (102.93) |          |      |            |

| Inv Num     | Vendor  | Inv Date                                 | Due Date   | Inv Amt  | Amt Due  | Status | Jrnalized Post Date |
|-------------|---|--|------------|----------|----------|--------|---------------------|
| Inv Ref#    | Description<br>GL Distribution                    |  |            |          |          |        |                     |
| APR26.REC78 |   |  |            |          |          |        |                     |
| 52402       | CARDMEMBER SERVICE<br>REC DEPT PCARD APRIL 2026   | 04/24/2026                               | 05/18/2026 | 2,431.84 | 2,431.84 | Open   | Y<br>04/24/2026     |
|             | 02-31-792-001                                     | AMAZON - PRESCHOOL EVENTS                |            | 36.74    |          |        |                     |
|             | 02-32-765-002                                     | NETFLIX - DOLPHIN STATION                |            | 17.99    |          |        |                     |
|             | 02-31-792-001                                     | AMAZON - PRESCHOOL EVENTS                |            | 66.44    |          |        |                     |
|             | 02-32-765-004                                     | FUN EXPRESS - PLAYGROUND CAMP            |            | 259.56   |          |        |                     |
|             | 02-31-792-001                                     | WALMART - PRESCHOOL EVENTS               |            | 43.02    |          |        |                     |
|             | 02-32-765-002                                     | COSTCO - DOLPHIN STATION SUPPLIES        |            | 82.95    |          |        |                     |
|             | 02-31-765-001                                     | AMAZON - PRESCHOOL SUPPLIES              |            | 18.98    |          |        |                     |
|             | 02-32-754-004                                     | FUNTOPIA - PLAYGROUND CAMP               |            | 100.00   |          |        |                     |
|             | 02-31-765-001                                     | AMAZON - PRESCHOOL SUPPLIES              |            | 118.28   |          |        |                     |
|             | 02-31-765-001                                     | AMAZON - PRESCHOOL SUPPLIES              |            | 84.27    |          |        |                     |
|             | 02-31-765-001                                     | AMAZON - PRESCHOOL SUPPLIES              |            | 34.99    |          |        |                     |
|             | 02-01-690-000                                     | IPRF - PROFESSIONAL WORKSHIP             |            | 800.00   |          |        |                     |
|             | 02-32-765-003                                     | AMAZON - PEE WEE CAMP SUPPLIES           |            | 334.92   |          |        |                     |
|             | 02-32-765-005                                     | AMAZON - TEEN CAMP SUPPLIES              |            | 63.71    |          |        |                     |
|             | 02-30-765-219                                     | AMAZON - TAE KWON DO SUPPLIES            |            | 360.00   |          |        |                     |
|             | 02-32-765-004                                     | AMAZON - PLAYGROUND CAMP SUPPLIES        |            | 9.99     |          |        |                     |
| APR26.PRK09 |   |  |            |          |          |        |                     |
| 52403       | CARDMEMBER SERVICE<br>PARKS DEPT PCARD APRIL 2026 | 04/24/2026                               | 05/18/2026 | 505.65   | 505.65   | Open   | Y<br>04/24/2026     |
|             | 01-05-790-017                                     | AMZN- FUEL PUMP AND GAS SOLENOID         |            | 47.87    |          |        |                     |
|             | 01-05-690-002                                     | 360TRAINING- OSHA 10 TRAINING SUP OF P&M |            | 59.99    |          |        |                     |
|             | 01-05-740-022                                     | COSTCO-RIVER SWEEP & ALL STAFF APPR.     |            | 141.66   |          |        |                     |
|             | 01-05-790-007                                     | TERRACE SUPPLY- WELDING STICKS           |            | 27.00    |          |        |                     |
|             | 01-05-690-002                                     | COSTCO-ALL STAFF APPRECIATION            |            | 229.13   |          |        |                     |
| 7642        |   |  |            |          |          |        |                     |
| 52269       | CASE LOTS INC.<br>ANNUAL GYM WIPE SUPPLIES        | 04/10/2026                               | 05/18/2026 | 187.60   | 187.60   | Open   | Y<br>04/10/2026     |
|             | 01-15-790-001                                     | GYM WIPE SUPPLIES                        |            | 187.60   |          |        |                     |
| 7861        |   |  |            |          |          |        |                     |
| 52288       | CASE LOTS INC.<br>GYM WIPES                       | 04/22/2026                               | 05/18/2026 | 187.60   | 187.60   | Open   | Y<br>04/22/2026     |
|             | 01-15-790-001                                     | JANITORIAL SUPPLY / CLEANING PRODUCTS    |            | 187.60   |          |        |                     |
| 30655       |   |  |            |          |          |        |                     |
| 52363       | CASE LOTS INC.<br>GYM WIPES MONTHLY ORDER         | 05/01/2026                               | 05/18/2026 | 375.20   | 375.20   | Open   | Y<br>05/01/2026     |
|             | 01-15-790-001                                     | JANITORIAL SUPPLY / CLEANING PRODUCTS    |            | 375.20   |          |        |                     |

| Inv Num<br>Inv Ref# | Vendor<br>Description<br>GL Distribution  | Inv Date   | Due Date   | Inv Amt  | Amt Due  | Status | Jrnlized<br>Post Date |
|---------------------|---|------------|------------|--|----------|--------|-----------------------|
| 2002<br>52275       | CAT GUARDIANS INC<br>KITTEN PILATES DONATION<br>02-21-751-030   | 04/15/2026 | 05/18/2026 | 667.50<br>667.50   | 667.50   | Open   | Y<br>04/15/2026       |
| 32372<br>52388      | CHICAGO CLASSIC COACH, LLC<br>PAYMENT FOR BUS PIONEER TRIP<br>02-50-755-300   | 05/04/2026 | 05/18/2026 | 1,620.00<br>1,620.00                                       | 1,620.00 | Open   | Y<br>05/04/2026       |
| CTA45504<br>52267   | CHICAGO TRIBUNE MEDIA GROUP<br>BUDGET HEARING PUBLIC NOTICE 2026<br>01-02-680-001   | 04/13/2026 | 05/18/2026 | 58.00<br>58.00   | 58.00    | Open   | Y<br>04/13/2026       |
| 6449840<br>52357    | CONSERV FS, INC<br>TURF RESTORATION SUPPLIES<br>01-06-790-010<br>01-05-790-022<br>01-08-790-010<br>01-07-790-010<br>01-05-790-022 | 04/29/2026 | 05/18/2026 | 2,846.00<br>735.00<br>536.00<br>525.00<br>525.00<br>525.00 | 2,846.00 | Open   | Y<br>04/29/2026       |
| 26-1271<br>52257    | CONSTRUCTION SOLUTIONS OF IL INC<br>FRC FIT CENTRAL WALL DRYWALL PROJECT<br>02-81-805-000   | 04/14/2026 | 05/18/2026 | 7,925.00<br>7,925.00                                       | 7,925.00 | Open   | Y<br>04/14/2026       |
| 56184<br>52398      | CROWN TROPHY<br>PINK 5K PINS<br>02-60-794-001   | 04/14/2026 | 05/18/2026 | 2,405.00<br>2,405.00                                       | 2,405.00 | Open   | Y<br>04/14/2026       |
| 52549<br>52387      | DAWSONS TREE SERVICE<br>TREE REMOVAL AND STUMP GRINDING<br>07-71-750-015  | 04/28/2026 | 05/18/2026 | 3,998.00<br>3,998.00                                       | 3,998.00 | Open   | Y<br>04/28/2026       |
| 0207857-IN<br>52256 | DIRECT FITNESS SOLUTIONS, INC.<br>DIRECT FITNESS SOLUTIONS MEDICINE<br>02-21-765-000  | 04/13/2026 | 05/18/2026 | 655.00<br>655.00   | 655.00   | Open   | Y<br>04/13/2026       |

| Inv Num<br>Inv Ref# | Vendor<br>Description<br>GL Distribution  | Inv Date   | Due Date   | Inv Amt                          | Amt Due  | Status | Jrnalized<br>Post Date |
|---------------------|---|------------|------------|----------------------------------|----------|--------|------------------------|
| D402<br>52400       | DRILLPICKLE LLC<br>DRILL PICKLE-DINK WALL<br>02-80-960-000                                | 04/30/2026 | 05/18/2026 | 2,187.00<br>2,187.00             | 2,187.00 | Open   | Y<br>04/30/2026        |
| 448063/4<br>52281   | EBEL'S ACE HARDWARE #8313<br>CPW KITCHEN RENOVATION-FAUCET<br>02-81-805-000               | 04/20/2026 | 05/18/2026 | 63.85<br>63.85                   | 63.85    | Open   | Y<br>04/20/2026        |
| E73887/4<br>52283   | EBEL'S ACE HARDWARE #8313<br>RETURN-CPW KITCHEN RENOVATION FAUCET<br>02-81-805-000        | 04/21/2026 | 05/18/2026 | (0.90)<br>(0.90)                 | (0.90)   | Open   | Y<br>04/21/2026        |
| 448080/4<br>52316   | EBEL'S ACE HARDWARE #8313<br>GLUE STICKS<br>02-25-790-001                                 | 04/24/2026 | 05/18/2026 | 8.26<br>8.26                     | 8.26     | Open   | Y<br>04/24/2026        |
| APRIL 2026<br>52304 | ENERGIZE SPORTZ<br>ENERGIZE SPORTZ PROGRAMS APRIL 2026<br>02-30-640-432<br>02-30-640-432  | 04/13/2026 | 05/18/2026 | 5,063.80<br>1,068.90<br>3,994.90 | 5,063.80 | Open   | Y<br>04/13/2026        |
| 22883566<br>52268   | EWING IRRIGATION PRODUCTS INC<br>REPLACEMENT IRRIGATION VALVES AND<br>01-04-750-004       | 04/13/2026 | 05/18/2026 | 275.48<br>275.48                 | 275.48   | Open   | Y<br>04/13/2026        |
| 608803<br>52367     | FACTORY CLEANING EQUIPMT BY JON-DON<br>SWEEPER SERVICE CALL<br>07-71-750-014              | 04/10/2026 | 05/18/2026 | 2,166.12<br>2,166.12             | 2,166.12 | Open   | Y<br>04/10/2026        |
| 1643831<br>52314    | FERGUSON FACILITIES #3400<br>ANNUAL JANITORIAL SUPPLIES<br>01-15-790-000<br>01-15-790-001 | 04/14/2026 | 05/18/2026 | 660.15<br>546.52<br>113.63       | 660.15   | Open   | Y<br>04/14/2026        |
| 1643831-1<br>52315  | FERGUSON FACILITIES #3400<br>LOCKER ROOM SUPPLIES FRC<br>01-15-790-007                    | 04/15/2026 | 05/18/2026 | 161.25<br>161.25                 | 161.25   | Open   | Y<br>04/15/2026        |

| Inv Num<br>Inv Ref#           | Vendor<br>Description<br>GL Distribution  | Inv Date   | Due Date   | Inv Amt  | Amt Due  | Status | Jrnalized<br>Post Date |
|-------------------------------|---|------------|------------|--|----------|--------|------------------------|
| 1720763<br>52330              | FERGUSON FACILITIES #3400<br>FRC JANITORIAL SUPPLIES<br>01-15-790-000<br>01-15-790-001  | 04/24/2026 | 05/18/2026 | 432.81<br>312.80<br>120.01                       | 432.81   | Open   | Y<br>04/24/2026        |
| 1743720<br>52347              | FERGUSON FACILITIES #3400<br>FRC JANITORIAL SUPPLIES<br>01-15-790-000   | 05/01/2026 | 05/18/2026 | 379.15<br>379.15                                 | 379.15   | Open   | Y<br>05/01/2026        |
| 6567<br>52293                 | FITNESS EQUIPMENT SERVICES<br>FRC PAPER PRODUCTS<br>02-21-760-000   | 04/21/2026 | 05/18/2026 | 678.00<br>678.00                                 | 678.00   | Open   | Y<br>04/21/2026        |
| 019013-000 CPW APR26<br>52317 | FLAGG CREEK WATER RECLAMATION<br>SEWER AT CPW APRIL 2026<br>01-20-770-002   | 04/28/2026 | 05/18/2026 | 34.57<br>34.57                                   | 34.57    | Open   | Y<br>04/28/2026        |
| 019014-000 TC APR26<br>52318  | FLAGG CREEK WATER RECLAMATION<br>SEWER AT TENNIS CENTER APRIL 2026<br>07-71-770-003   | 04/28/2026 | 05/18/2026 | 93.77<br>93.77                                   | 93.77    | Open   | Y<br>04/28/2026        |
| 019016-000 FRC APR26<br>52319 | FLAGG CREEK WATER RECLAMATION<br>FRC SEWER EXPENSE APRIL 2026<br>01-15-770-003<br>02-01-770-003<br>02-21-770-015<br>02-25-770-015 | 04/28/2026 | 05/18/2026 | 1,314.62<br>328.66<br>262.92<br>262.92<br>460.12 | 1,314.62 | Open   | Y<br>04/28/2026        |
| 116742-000 MAINT4/26<br>52320 | FLAGG CREEK WATER RECLAMATION<br>SEWER AT MAINT GARAGE APRIL 2026<br>01-05-770-008  | 04/28/2026 | 05/18/2026 | 27.83<br>27.83                                   | 27.83    | Open   | Y<br>04/28/2026        |
| 131766-001 CPN APR26<br>52321 | FLAGG CREEK WATER RECLAMATION<br>SEWER AT NORTH RESTROOM.CONCESSION<br>01-04-770-003  | 04/28/2026 | 05/18/2026 | 34.57<br>34.57                                   | 34.57    | Open   | Y<br>04/28/2026        |

| Inv Num<br>Inv Ref# | Vendor<br>Description<br>GL Distribution   | Inv Date   | Due Date   | Inv Amt                             | Amt Due  | Status | Jrnalized<br>Post Date |
|---------------------|--|------------|------------|-------------------------------------|----------|--------|------------------------|
| 30-436811<br>52349  | GOLD MEDAL PRODUCTS<br>CONCESSIONS FOOD FOR OPENING WEEKEND<br>01-04-765-040                     | 05/01/2026 | 05/18/2026 | 353.04<br>353.04                    | 353.04   | Open   | Y<br>05/01/2026        |
| IN15589561<br>52286 | GORDON FLESCH COMPANY<br>COPIER USAGE CHARGES<br>01-14-678-000<br>01-14-678-001<br>01-14-678-002 | 04/30/2026 | 05/18/2026 | 617.84<br>216.25<br>339.81<br>61.78 | 617.84   | Open   | Y<br>04/30/2026        |
| 126084<br>52284     | HAGG PRESS<br>PREMIER PSYCHIATRY BANNER<br>02-80-960-000   | 04/21/2026 | 05/18/2026 | 265.00<br>265.00                    | 265.00   | Open   | Y<br>04/21/2026        |
| 126163<br>52324     | HAGG PRESS<br>PINK 5K BANNERS<br>02-80-960-000   | 04/28/2026 | 05/18/2026 | 360.00<br>360.00                    | 360.00   | Open   | Y<br>04/28/2026        |
| 9612390<br>52331    | HOME DEPOT CREDIT SERVICES<br>CPW KITCHEN RENOVATION -<br>02-81-805-000                          | 04/07/2026 | 05/18/2026 | 121.35<br>121.35                    | 121.35   | Open   | Y<br>04/07/2026        |
| 9181159<br>52332    | HOME DEPOT CREDIT SERVICES<br>RETURN-CPW KITCHEN RENOVATION-<br>02-81-805-000                    | 04/07/2026 | 05/18/2026 | (309.94)<br>(309.94)                | (309.94) | Open   | Y<br>04/07/2026        |
| 8012095<br>52333    | HOME DEPOT CREDIT SERVICES<br>POND AERATOR CLAMPS TO SECURE<br>01-07-750-006                     | 04/08/2026 | 05/18/2026 | 79.69<br>79.69                      | 79.69    | Open   | Y<br>04/08/2026        |
| 7070982<br>52334    | HOME DEPOT CREDIT SERVICES<br>CPW KITCHEN RENOVATION-ELECTRICA<br>02-81-805-000                  | 04/09/2026 | 05/18/2026 | 134.67<br>134.67                    | 134.67   | Open   | Y<br>04/09/2026        |
| 520023<br>52335     | HOME DEPOT CREDIT SERVICES<br>SEALANT<br>02-25-790-001   | 04/06/2026 | 05/18/2026 | 5.48<br>5.48                        | 5.48     | Open   | Y<br>04/06/2026        |

| Inv Num<br>Inv Ref# | Vendor<br>Description<br>GL Distribution   | Inv Date   | Due Date   | Inv Amt            | Amt Due | Status | Jrnlized<br>Post Date |
|---------------------|--|------------|------------|--------------------|---------|--------|-----------------------|
| 520022<br>52336     | HOME DEPOT CREDIT SERVICES<br>CPW KITCHEN RENOVATION- REPLACEMENT<br>02-81-805-000 CAPITAL IMPROVEMENTS & EQUIPMENT  | 04/06/2026 | 05/18/2026 | 309.94<br>309.94   | 309.94  | Open   | Y<br>04/06/2026       |
| 4512590<br>52337    | HOME DEPOT CREDIT SERVICES<br>GYM STORAGE REPLACEMENT SUB PUMP<br>01-15-800-000 BLDG EQUIP / REPAIR & REPLACE        | 04/22/2026 | 05/18/2026 | 172.96<br>172.96   | 172.96  | Open   | Y<br>04/22/2026       |
| 4172775<br>52338    | HOME DEPOT CREDIT SERVICES<br>RETURN CREDIT<br>01-05-790-007 MAINTENANCE SUPPLIES                                    | 04/22/2026 | 05/18/2026 | (1.77)<br>(1.77)   | (1.77)  | Open   | Y<br>04/22/2026       |
| 4013291<br>52339    | HOME DEPOT CREDIT SERVICES<br>CPW KITCHEN RENOVATION-SINK PLUMBING<br>02-81-805-000 CAPITAL IMPROVEMENTS & EQUIPMENT | 04/22/2026 | 05/18/2026 | 16.43<br>16.43     | 16.43   | Open   | Y<br>04/22/2026       |
| 4013271<br>52340    | HOME DEPOT CREDIT SERVICES<br>CPW KITCHEN RENOVATION-SINK PLUMBING<br>02-81-805-000 CAPITAL IMPROVEMENTS & EQUIPMENT | 04/22/2026 | 05/18/2026 | 23.89<br>23.89     | 23.89   | Open   | Y<br>04/22/2026       |
| 3620215<br>52341    | HOME DEPOT CREDIT SERVICES<br>SWIM CENTRAL PAINTING SUPPLIES<br>02-25-750-030 AQUATIC FACILITY MAINTENANCE           | 04/13/2026 | 05/18/2026 | 41.62<br>41.62     | 41.62   | Open   | Y<br>04/13/2026       |
| 3163963<br>52342    | HOME DEPOT CREDIT SERVICES<br>CPW KITCHEN RENOVATION- SINK<br>02-81-805-000 CAPITAL IMPROVEMENTS & EQUIPMENT         | 04/23/2026 | 05/18/2026 | 8.98<br>8.98       | 8.98    | Open   | Y<br>04/23/2026       |
| 3163962<br>52343    | HOME DEPOT CREDIT SERVICES<br>RETURN - CPW KITCHEN RENOVATION -<br>02-81-805-000 CAPITAL IMPROVEMENTS & EQUIPMENT    | 04/23/2026 | 05/18/2026 | (20.48)<br>(20.48) | (20.48) | Open   | Y<br>04/23/2026       |
| 30309<br>52344      | HOME DEPOT CREDIT SERVICES<br>MAINTENANCE GARAGE SHOP SUPPLIES<br>01-05-790-005 MAINTENANCE GARAGE SUPPLIES          | 03/27/2026 | 05/18/2026 | 112.13<br>112.13   | 112.13  | Open   | Y<br>03/27/2026       |

| Inv Num<br>Inv Ref#      | Vendor<br>Description<br>GL Distribution   | Inv Date   | Due Date   | Inv Amt                                | Amt Due  | Status | Jrnlized<br>Post Date |
|--------------------------|--|------------|------------|--|----------|--------|-----------------------|
| 3013371<br>52345         | HOME DEPOT CREDIT SERVICES<br>CPW KITCHEN RENOVATION-SINK<br>02-81-805-000 CAPITAL IMPROVEMENTS & EQUIPMENT  | 04/23/2026 | 05/18/2026 | 86.97<br>86.97                         | 86.97    | Open   | Y<br>04/23/2026       |
| 1511373<br>52346         | HOME DEPOT CREDIT SERVICES<br>CPW KITCHEN RENOVATION-PRIMER AND<br>02-81-805-000 CAPITAL IMPROVEMENTS & EQUIPMENT  | 04/15/2026 | 05/18/2026 | 37.77<br>37.77                         | 37.77    | Open   | Y<br>04/15/2026       |
| 82494<br>52310           | HOME PLUMBING & HEATING<br>WOMENS LOCKER ROOM FACUET<br>01-15-800-000 BLDG EQUIP / REPAIR & REPLACE  | 04/13/2026 | 05/18/2026 | 356.00<br>356.00                       | 356.00   | Open   | Y<br>04/13/2026       |
| 20260301115<br>52298     | ILLINOIS STATE POLICE<br>BACKGROUND CHECKS MARCH 2026<br>02-01-840-002 CRIMINAL BACKGROUND CHECKS  | 03/31/2026 | 05/18/2026 | 170.00<br>170.00                       | 170.00   | Open   | Y<br>03/31/2026       |
| G125000011847<br>52299   | ILLINOIS TOLLWAY<br>TOLLS<br>01-02-660-002 MILEAGE REIMBURSEMENT   | 03/31/2026 | 05/18/2026 | 10.70<br>10.70                         | 10.70    | Open   | Y<br>03/31/2026       |
| 2522<br>52255            | INNOVUS ENTERPRISES INC<br>APRIL GEESE DETERRENT SERVICES @<br>01-04-790-021 GEESE DETERRENT AT NORTH ATHLETIC FIELDS<br>01-05-790-021 GEESE DETERRENT AT CENTRAL PARK | 04/10/2026 | 05/18/2026 | 900.00<br>450.00<br>450.00             | 900.00   | Open   | Y<br>04/10/2026       |
| 9111062789<br>52355      | J.J. KELLER AND ASSOCIATES<br>SMS SUBSCRIPTION 6-26 TO 5-28<br>01-14-675-000 SMS SUBSCRIPTION<br>01-14-675-001 SMS SUBSCRIPTION<br>01-14-675-002 SMS SUBSCRIPTION      | 03/25/2026 | 05/18/2026 | 2,730.00<br>910.00<br>910.00<br>910.00 | 2,730.00 | Open   | Y<br>05/01/2026       |
| 70320117<br>52307        | JC LICHT LLC<br>ELEVATOR DOOR PAINT<br>01-15-800-000 BLDG EQUIP / REPAIR & REPLACE   | 03/10/2026 | 05/18/2026 | 45.04<br>45.04                         | 45.04    | Open   | Y<br>03/10/2026       |
| 00389-01-112785<br>52308 | LESLIE' S POOLMART, INC.<br>POOL CHEMICALS   | 03/05/2026 | 05/18/2026 | 168.94                                 | 168.94   | Open   | Y<br>03/05/2026       |

| Inv Num<br>Inv Ref# | Vendor<br>Description<br>GL Distribution  | Inv Date   | Due Date   | Inv Amt | Amt Due | Status | Jrnalized<br>Post Date |
|---------------------|---|------------|------------|---------|---------|--------|------------------------|
|                     | 02-25-790-004 CHEMICALS   |            |            | 168.94  |         |        |                        |
| 8999<br>52290       | MARKET ACCESS CORP.<br>APRIL 2026 CPW RENTAL ALC PERMITS<br>01-20-740-000 ALCOHOL PERMITS/PDMA  | 04/21/2026 | 05/18/2026 | 175.00  | 175.00  | Open   | Y<br>04/21/2026        |
| 13777<br>52262      | MEDIA NUT<br>WEBSITE MAINTENANCE SOFTWARE<br>01-14-823-010 COMPUTER. TECH./OUT-SOURCE   | 04/12/2026 | 05/18/2026 | 297.50  | 297.50  | Open   | Y<br>04/12/2026        |
| 13787<br>52263      | MEDIA NUT<br>WEBSITE MAINTANENCE - API SEARCH<br>01-14-823-010 COMPUTER. TECH./OUT-SOURCE   | 04/12/2026 | 05/18/2026 | 488.75  | 488.75  | Open   | Y<br>04/12/2026        |
| 13778<br>52351      | MEDIA NUT<br>FOUNDATION WEBSITE SOFTWARE UPGRADE<br>01-01-074-000 RECEIVABLE DUE FROM FOUNDTN   | 04/12/2026 | 05/18/2026 | 297.50  | 297.50  | Open   | Y<br>04/12/2026        |
| 13801<br>52364      | MEDIA NUT<br>YEARLY MAINTENANCE TEAM OBPARKS<br>01-14-675-000 SOFTWARE LICENSING & CONTRACTS-CORPORATE<br>01-14-675-001 SOFTWARE LICENSING & CONTRACTS-RECREATIO<br>01-14-675-002 SOFTWARE LICENSING & CONTRACTS-TENNIS | 05/05/2026 | 05/18/2026 | 749.95  | 749.95  | Open   | Y<br>05/05/2026        |
| APRIL 2026<br>52322 | MEG ELIZABETH OLANDER<br>APRIL REMOTE INSTRUCTION SERVICES<br>02-21-640-002 FITNESS CONTRACTUAL INSTRUCTION   | 04/27/2026 | 05/18/2026 | 320.31  | 320.31  | Open   | Y<br>04/27/2026        |
| 80828<br>52311      | MENARDS<br>RETURN-CASTER WHEELS<br>01-14-800-006 COMPUTER REPLACE & REPAIR-RECREATION   | 04/15/2026 | 05/18/2026 | (17.92) | (17.92) | Open   | Y<br>04/15/2026        |
| 72644<br>52264      | MENARDS<br>CPW KITCHEN RENOVATION - WALL REPAIR<br>02-81-805-000 CAPITAL IMPROVEMENTS & EQUIPMENT   | 04/09/2026 | 05/18/2026 | 455.12  | 455.12  | Open   | Y<br>04/09/2026        |
| 72643<br>52265      | MENARDS<br>MAINTENANCE GARAGE SUPPLIES,   | 04/09/2026 | 05/18/2026 | 150.45  | 150.45  | Open   | Y<br>04/09/2026        |

05/12/2026 01:41 PM  
 User: NLAWLER  
 DB: Oak Brook Park D

INVOICE REGISTER REPORT FOR OAK BROOK PARK DISTRICT  
 EXP CHECK RUN DATES 05/18/2026 - 05/18/2026  
 BOTH JOURNALIZED AND UNJOURNALIZED  
 OPEN

| Inv Num    | Vendor                              | Inv Date                                 | Due Date   | Inv Amt   | Amt Due   | Status | Jrnalized Post Date |
|------------|-------------------------------------|--|------------|-----------|-----------|--------|---------------------|
| Inv Ref#   | Description                         |  |            |           |           |        |                     |
|            | GL Distribution                     |  |            |           |           |        |                     |
|            | 01-05-790-005                       | MAINTENANCE GARAGE SUPPLIES              |            | 80.55     |           |        |                     |
|            | 01-05-790-022                       | LANDSCAPING / ORNAMENTAL SUPP.           |            | 69.90     |           |        |                     |
| 9681116    |                                     |  |            |           |           |        |                     |
| 52282      | NEUCO INC                           | 04/20/2026                               | 05/18/2026 | 516.24    | 516.24    | Open   | Y<br>04/20/2026     |
|            | FRC HVAC REPAIR- RAINBOW ROOM VAV   |  |            |           |           |        |                     |
|            | 01-15-750-001                       | HVAC SERVICES                            |            | 516.24    |           |        |                     |
| 214218     |                                     |  |            |           |           |        |                     |
| 52266      | NEXT GENERATION                     | 04/01/2026                               | 05/18/2026 | 250.00    | 250.00    | Open   | Y<br>04/01/2026     |
|            | STAFF UNIFORMS                      |  |            |           |           |        |                     |
|            | 07-75-790-001                       | STAFF UNIFORMS                           |            | 250.00    |           |        |                     |
| 214254     |                                     |  |            |           |           |        |                     |
| 52399      | NEXT GENERATION                     | 04/22/2026                               | 05/18/2026 | 10,831.35 | 10,831.35 | Open   | Y<br>04/22/2026     |
|            | T-SHIRTS FOR PINK 5K                | -----                                    |            |           |           |        |                     |
|            | 02-60-793-001                       | BLACK YOUTH T-SHIRT                      |            | 871.35    |           |        |                     |
|            | 02-60-793-001                       | BLACK ADULT S, M, L XL T-SHIRT           |            | 8,666.40  |           |        |                     |
|            | 02-60-793-001                       | BLACK ADULT XXL T-SHIRT                  |            | 777.70    |           |        |                     |
|            | 02-60-793-001                       | BLACK ADULT XXXL T-SHIRT                 |            | 201.40    |           |        |                     |
|            | 02-60-793-001                       | ADDITIONAL SHIRTS ORDERED FOR PINK 5K    |            | 314.50    |           |        |                     |
| FRC MAR-26 |                                     |  |            |           |           |        |                     |
| 52296      | NICOR GAS                           | 04/01/2026                               | 05/18/2026 | 1,000.56  | 1,000.56  | Open   | Y<br>04/01/2026     |
|            | MARCH 2026 FRC GAS DELIVERY CHARGES |  |            |           |           |        |                     |
|            | 01-05-770-006                       | 2025-2026 FRC GAS DELIVERY CHARGES       |            | 50.03     |           |        |                     |
|            | 01-15-770-000                       | 2025-2026 FRC GAS DELIVERY CHARGES       |            | 240.13    |           |        |                     |
|            | 02-01-770-000                       | 2025-2026 FRC GAS DELIVERY CHARGES       |            | 190.11    |           |        |                     |
|            | 02-21-770-005                       | 2025-2026 FRC GAS DELIVERY CHARGES       |            | 190.11    |           |        |                     |
|            | 02-25-770-005                       | 2025-2026 FRC GAS DELIVERY CHARGES       |            | 330.18    |           |        |                     |
| TC MAR-26  |                                     |  |            |           |           |        |                     |
| 52297      | NICOR GAS                           | 04/01/2026                               | 05/18/2026 | 414.63    | 414.63    | Open   | Y<br>04/01/2026     |
|            | MARCH 2026 GAS DELIVERY CHARGES AT  |  |            |           |           |        |                     |
|            | 07-71-770-000                       | GAS DELIVERY AT TC FY 25/26              |            | 414.63    |           |        |                     |
| C24194     |                                     |  |            |           |           |        |                     |
| 52271      | NOBLETEC LLC                        | 04/14/2026                               | 05/18/2026 | 426.37    | 426.37    | Open   | Y<br>04/14/2026     |
|            | REPLACEMENT BATTERY SERVER BACKUP   |  |            |           |           |        |                     |
|            | 01-14-800-006                       | COMPUTER REPLACE & REPAIR-RECREATION     |            | 426.37    |           |        |                     |
| C24502     |                                     |  |            |           |           |        |                     |
| 52325      | NOBLETEC LLC                        | 04/28/2026                               | 05/18/2026 | 1,090.82  | 1,090.82  | Open   | Y<br>04/28/2026     |
|            | DEANS SANCTUARY SECURITY CAMERA     |  |            |           |           |        |                     |
|            | 01-09-750-005                       | AXIS P1468-LE 5 MEGAPIXEL INDOOR/OUTDOOR |            | 1,090.82  |           |        |                     |

05/12/2026 01:41 PM  
 User: NLAWLER  
 DB: Oak Brook Park D

INVOICE REGISTER REPORT FOR OAK BROOK PARK DISTRICT  
 EXP CHECK RUN DATES 05/18/2026 - 05/18/2026  
 BOTH JOURNALIZED AND UNJOURNALIZED  
 OPEN

| Inv Num       | Vendor                               | Inv Date                                | Due Date   | Inv Amt   | Amt Due   | Status | Jrnlized Post Date |
|---------------|--------------------------------------|---|------------|-----------|-----------|--------|--------------------|
| Inv Ref#      | Description                          |   |            |           |           |        |                    |
|               | GL Distribution                      |   |            |           |           |        |                    |
| 20250B        |                                      |   |            |           |           |        |                    |
| 52274         | NORTHERN IL SWIM CONFERENCE          | 10/06/2025                              | 05/18/2026 | 750.00    | 750.00    | Open   | Y                  |
|               | NISC SWIM TEAM INVOICE               |   |            |           |           |        | 10/06/2025         |
|               | 02-26-702-000                        | WINTER SUMMER CONFERENCE DUES           |            | 750.00    |           |        |                    |
| 26-6828_41426 |                                      |   |            |           |           |        |                    |
| 52369         | NPN CARPET INSTALLATION INC          | 04/14/2026                              | 05/18/2026 | 10,716.26 | 10,716.26 | Open   | Y                  |
|               | FLOORING REPLACEMENT CPW             |   |            |           |           |        | 04/14/2026         |
|               | 02-81-805-000                        | REMOVE & REPLACE VINYL TILE PLANK FLOOR |            | 9,643.46  |           |        |                    |
|               | 02-81-805-000                        | ADDITIONAL REPAIR WORK                  |            | 1,072.80  |           |        |                    |
| 26-6828_41627 |                                      |   |            |           |           |        |                    |
| 52370         | NPN CARPET INSTALLATION INC          | 04/16/2026                              | 05/18/2026 | 5,336.54  | 5,336.54  | Open   | Y                  |
|               | FLOORING REPLACEMENT                 |   |            |           |           |        | 04/16/2026         |
|               | 02-81-805-000                        | REMOVE & REPLACE VINYL TILE PLANK FLOOR |            | 5,336.54  |           |        |                    |
| HS65367175    |                                      |   |            |           |           |        |                    |
| 52240         | NRG BUSINESS MARKETING LLC           | 04/03/2026                              | 05/18/2026 | 658.42    | 658.42    | Open   | Y                  |
|               | MARCH 2026 GAS COMMODITY CHARGES TC  |   |            |           |           |        | 04/03/2026         |
|               | 07-71-770-000                        | 25/26 GAS COMMODITY CHARGES TC          |            | 658.42    |           |        |                    |
| HS65367176    |                                      |   |            |           |           |        |                    |
| 52241         | NRG BUSINESS MARKETING LLC           | 04/03/2026                              | 05/18/2026 | 2,798.56  | 2,798.56  | Open   | Y                  |
|               | MARCH 2026 FRC GAS COMMODITY CHARGES |   |            |           |           |        | 04/03/2026         |
|               | 01-05-770-006                        | 2025-2026 FRC GAS COMMODITY CHARGES     |            | 139.93    |           |        |                    |
|               | 01-15-770-000                        | 2025-2026 FRC GAS COMMODITY CHARGES     |            | 671.65    |           |        |                    |
|               | 02-01-770-000                        | 2025-2026 FRC GAS COMMODITY CHARGES     |            | 531.73    |           |        |                    |
|               | 02-21-770-005                        | 2025-2026 FRC GAS COMMODITY CHARGES     |            | 531.73    |           |        |                    |
|               | 02-25-770-005                        | 2025-2026 FRC GAS COMMODITY CHARGES     |            | 923.52    |           |        |                    |
| 22-1019       |                                      |   |            |           |           |        |                    |
| 52361         | P.E.I. INC                           | 04/21/2026                              | 05/18/2026 | 1,280.00  | 1,280.00  | Open   | Y                  |
|               | TROUBLESHOOT AND REPAIR PARKING LOT  |   |            |           |           |        | 04/21/2026         |
|               | 07-71-750-007                        | TENNIS CENTER PARKING LOT LIGHTS        |            | 640.00    |           |        |                    |
|               | 01-05-750-020                        | CENTRAL PARK PARKING LOT LIGHTS         |            | 640.00    |           |        |                    |
| 145111        |                                      |   |            |           |           |        |                    |
| 52260         | PEERLESS ENTERPRISES, INC            | 04/09/2026                              | 05/18/2026 | 3,750.00  | 3,750.00  | Open   | Y                  |
|               | FENCE REPAIR - STORM DAMAGE          |   |            |           |           |        | 04/09/2026         |
|               | 07-71-750-015                        | FENCE REPAIR TENNIS COURT #8            |            | 3,750.00  |           |        |                    |
| 1045189       |                                      |   |            |           |           |        |                    |
| 52404         | ROBBINS SCHWARTZ                     | 04/23/2026                              | 05/18/2026 | 3,995.00  | 3,995.00  | Open   | Y                  |
|               | LEGAL SERVICES MARCH 2026            |   |            |           |           |        | 04/23/2026         |
|               | 01-10-821-000                        | GENERAL LEGAL SERVICES                  |            | 3,995.00  |           |        |                    |

| Inv Num<br>Inv Ref#  | Vendor<br>Description<br>GL Distribution   | Inv Date   | Due Date   | Inv Amt                              | Amt Due  | Status | Jrnlized<br>Post Date |
|----------------------|--|------------|------------|--------------------------------------|----------|--------|-----------------------|
| 1044431<br>52405     | ROBBINS SCHWARTZ<br>LEGAL SERVICES MARCH 2026<br>01-10-821-000 2025 BOARD OF REVIEW  | 04/23/2026 | 05/18/2026 | 326.50<br>326.50                     | 326.50   | Open   | Y<br>04/23/2026       |
| 1041577<br>52406     | ROBBINS SCHWARTZ<br>LEGAL SERVICES FEBRUARY 2026<br>01-10-821-000 GENERAL LEGAL SERVICES   | 03/17/2026 | 05/18/2026 | 1,480.50<br>1,480.50                 | 1,480.50 | Open   | Y<br>03/17/2026       |
| 1041578<br>52407     | ROBBINS SCHWARTZ<br>LEGAL SERVICES FEBRUARY 2026<br>01-10-821-000 PERSONNEL  | 03/17/2026 | 05/18/2026 | 70.50<br>70.50                       | 70.50    | Open   | Y<br>03/17/2026       |
| 1041579<br>52408     | ROBBINS SCHWARTZ<br>LEGAL SERVICES FEBRUARY 2026<br>01-10-821-000 2025 BOARD OF REVIEW   | 03/17/2026 | 05/18/2026 | 265.00<br>265.00                     | 265.00   | Open   | Y<br>03/17/2026       |
| SPI21562631<br>52326 | RUSSO POWER EQUIPMENT<br>KUBOTA TRACTOR HYDRAULIC FILTER<br>01-05-790-017 EQUIPMENT SERVICE  | 04/28/2026 | 05/18/2026 | 44.05<br>44.05                       | 44.05    | Open   | Y<br>04/28/2026       |
| SPI21562632<br>52327 | RUSSO POWER EQUIPMENT<br>SHOVEL, RAKE, STRING TRIMMER LINE<br>01-05-790-022 LANDSCAPING / ORNAMENTAL SUPP.   | 04/28/2026 | 05/18/2026 | 214.97<br>214.97                     | 214.97   | Open   | Y<br>04/28/2026       |
| 895667<br>52359      | SBC WASTE SOLUTIONS<br>DUMPSTER SERVICE MAY 2026<br>01-15-750-002 DUMPSTER SERVICE FRC<br>01-20-750-002 DUMPSTER SERVICE CPW<br>07-71-750-006 DUMPSTER SERVICE TENNIS CENTER | 04/30/2026 | 05/18/2026 | 660.00<br>240.00<br>280.00<br>140.00 | 660.00   | Open   | Y<br>05/01/2026       |
| 895667CPW<br>52360   | SBC WASTE SOLUTIONS<br>ADDITIONAL DUMPSTER SERVICE FOR CPW<br>01-15-750-002 WASTE REMOVAL<br>02-81-805-000 CAPITAL IMPROVEMENTS CPW KITCHEN DUMPST                           | 04/30/2026 | 05/18/2026 | 711.55<br>355.77<br>355.78           | 711.55   | Open   | Y<br>04/30/2026       |
| 6005617741<br>52305  | SECURITAS TECHNOLOGY CORPORATION<br>MONITORING MAINTENANCE SERVICES  | 02/28/2026 | 05/18/2026 | 66.15                                | 66.15    | Open   | Y<br>02/28/2026       |

05/12/2026 01:41 PM  
 User: NLAWLER  
 DB: Oak Brook Park L

INVOICE REGISTER REPORT FOR OAK BROOK PARK DISTRICT  
 EXP CHECK RUN DATES 05/18/2026 - 05/18/2026  
 BOTH JOURNALIZED AND UNJOURNALIZED  
 OPEN

| Inv Num        | Vendor   | Inv Date                              | Due Date   | Inv Amt | Amt Due | Status | Jrnalized<br>Post Date |
|----------------|--|---------------------------------------|------------|---------|---------|--------|------------------------|
| Inv Ref#       | Description<br>GL Distribution                               |                                       |            |         |         |        |                        |
|                | 01-14-785-000  | ACCESS CONTROL & MONITORING-CORPORATE |            | 66.15   |         |        |                        |
| 9329405        |  |                                       |            |         |         |        |                        |
| 52328          | SERVICE SANITATION, INC.<br>PORTABLE RESTROOMS APRIL 2026    | 04/24/2026                            | 05/18/2026 | 146.26  | 146.26  | Open   | Y<br>04/24/2026        |
|                | 01-09-750-020  | DEAN NATURE SANCTUARY                 |            | 146.26  |         |        |                        |
| 9329404        |  |                                       |            |         |         |        |                        |
| 52329          | SERVICE SANITATION, INC.<br>PORTABLE RESTROOMS APRIL 2026    | 04/24/2026                            | 05/18/2026 | 455.26  | 455.26  | Open   | Y<br>04/24/2026        |
|                | 01-05-750-055  | CENTRAL PARK                          |            | 455.26  |         |        |                        |
| 9324430        |  |                                       |            |         |         |        |                        |
| 52348          | SERVICE SANITATION, INC.<br>PORTABLE RESTROOMS 4/30 SPECIAL  | 04/30/2026                            | 05/18/2026 | 366.00  | 366.00  | Open   | Y<br>04/30/2026        |
|                | 01-04-750-055  | TOURNAMENTS NORTH ATHLETIC FIELDS     |            | 366.00  |         |        |                        |
| 68695119880426 |  |                                       |            |         |         |        |                        |
| 52261          | SHERWIN WILLIAMS<br>CPW KITCHEN RENOVATION - PAINT           | 04/09/2026                            | 05/18/2026 | 171.70  | 171.70  | Open   | Y<br>04/09/2026        |
|                | 02-81-805-000  | CAPITAL IMPROVEMENTS & EQUIPMENT      |            | 171.70  |         |        |                        |
| 72523119880426 |  |                                       |            |         |         |        |                        |
| 52280          | SHERWIN WILLIAMS<br>CPW KITCHEN RENOVATION - PAINT           | 04/18/2026                            | 05/18/2026 | 34.72   | 34.72   | Open   | Y<br>04/18/2026        |
|                | 02-81-805-000  | CAPITAL IMPROVEMENTS & EQUIPMENT      |            | 34.72   |         |        |                        |
| 55587140520526 |  |                                       |            |         |         |        |                        |
| 52409          | SHERWIN WILLIAMS<br>FRC REPAIRS                              | 05/04/2026                            | 05/18/2026 | 49.90   | 49.90   | Open   | Y<br>05/04/2026        |
|                | 01-15-800-000  | BLDG EQUIP / REPAIR & REPLACE         |            | 49.90   |         |        |                        |
| 01-504690      |  |                                       |            |         |         |        |                        |
| 52300          | SHOREWOOD HOME & AUTO INC<br>GATOR DOOR CYLINDER             | 03/12/2026                            | 05/18/2026 | 86.22   | 86.22   | Open   | Y<br>03/12/2026        |
|                | 01-05-790-017  | EQUIPMENT SERVICE                     |            | 86.22   |         |        |                        |
| 01-502301      |  |                                       |            |         |         |        |                        |
| 52301          | SHOREWOOD HOME & AUTO INC<br>WACKER ROLLER REPLACEMENT PARTS | 02/16/2026                            | 05/18/2026 | 289.80  | 289.80  | Open   | Y<br>02/16/2026        |
|                | 01-05-790-017  | EQUIPMENT SERVICE                     |            | 289.80  |         |        |                        |
| 01-502302      |  |                                       |            |         |         |        |                        |
| 52302          | SHOREWOOD HOME & AUTO INC<br>SKID STEER HYDRAULIC OIL        | 02/16/2026                            | 05/18/2026 | 72.28   | 72.28   | Open   | Y<br>02/16/2026        |
|                | 01-05-790-017  | EQUIPMENT SERVICE                     |            | 72.28   |         |        |                        |

| Inv Num        | Vendor   | Inv Date   | Due Date   | Inv Amt  | Amt Due  | Status | Jrnlized Post Date |
|----------------|--|------------|------------|----------|----------|--------|--------------------|
| Inv Ref#       | Description<br>GL Distribution   |            |            |          |          |        |                    |
| 01-502300      |  |            |            |          |          |        |                    |
| 52303          | SHOREWOOD HOME & AUTO INC<br>JOHN DEERE REPLACEMENT BALL STUD<br>01-05-790-017   | 02/16/2026 | 05/18/2026 | 29.34    | 29.34    | Open   | Y<br>02/16/2026    |
|                | EQUIPMENT SERVICE  |            |            | 29.34    |          |        |                    |
| S101100939.001 |  |            |            |          |          |        |                    |
| 52313          | SOUTH SIDE CONTROL SUPPLY CO<br>FRC BOILER DAMPERS<br>01-15-750-018              | 04/07/2026 | 05/18/2026 | 453.50   | 453.50   | Open   | Y<br>04/07/2026    |
|                | BOILER SERVICE   |            |            | 453.50   |          |        |                    |
| 4081267-00     |  |            |            |          |          |        |                    |
| 52312          | SPARTAN TURF PRODUCTS LLC<br>POND AERATORS-CABLE SPLICE REPAIRS<br>01-07-750-006 | 04/07/2026 | 05/18/2026 | 791.41   | 791.41   | Open   | Y<br>04/07/2026    |
|                | POND/CREEK/DRAINAGE/SERVICES   |            |            | 791.41   |          |        |                    |
| OBPD-01        |  |            |            |          |          |        |                    |
| 52273          | ST SOPHIA'S FORGOTTEN FELINES<br>KITTEN PILATES DONATION<br>02-21-751-030        | 04/14/2026 | 05/18/2026 | 507.00   | 507.00   | Open   | Y<br>04/14/2026    |
|                | CONTRACT SERVICES- FITNESS SPECIAL PROG.   |            |            | 507.00   |          |        |                    |
| 14001313       |  |            |            |          |          |        |                    |
| 52354          | STERLING NETWORK INTEGRATION<br>MIGRATION TO SHAREPOINT<br>12-95-940-065         | 04/21/2026 | 05/18/2026 | 6,708.00 | 6,708.00 | Open   | Y<br>04/21/2026    |
|                | MIGRATION TO SHAREPOINT  |            |            | 6,708.00 |          |        |                    |
| IN590673       |  |            |            |          |          |        |                    |
| 52309          | SUBURBAN DOOR CHECK & LOCK<br>LOCK HARDWARE AND DOOR FRAME<br>01-14-785-000      | 04/16/2026 | 05/18/2026 | 2,139.00 | 2,139.00 | Open   | Y<br>04/16/2026    |
|                | ELECTRONIC STRKE AND DOOR FRAME MODIFICA   |            |            | 1,069.50 |          |        |                    |
|                | ELECTRONIC STRKE AND DOOR FRAME MODIFICA   |            |            | 1,069.50 |          |        |                    |
| 0216237-IN     |  |            |            |          |          |        |                    |
| 52295          | TAMELING INDUSTRIES INC.<br>MULCH<br>01-05-790-022                               | 04/09/2026 | 05/18/2026 | 210.00   | 210.00   | Open   | Y<br>04/09/2026    |
|                | LANDSCAPING / ORNAMENTAL SUPP.   |            |            | 210.00   |          |        |                    |
| 21472697       |  |            |            |          |          |        |                    |
| 52278          | TRANE U.S. INC.<br>RTU #3 COMMUNICATION MODULE<br>01-15-750-001                  | 04/16/2026 | 05/18/2026 | 487.56   | 487.56   | Open   | Y<br>04/16/2026    |
|                | HVAC SERVICES  |            |            | 487.56   |          |        |                    |
| 990480400      |  |            |            |          |          |        |                    |
| 52371          | TRANE U.S. INC.<br>SERVICE CALL FOR RTU #3 COMMICATION<br>01-15-750-001          | 04/21/2026 | 05/18/2026 | 2,455.00 | 2,455.00 | Open   | Y<br>04/21/2026    |
|                | RTU #3 SERVICE CALL BAS COMMUNICATION ER   |            |            | 2,455.00 |          |        |                    |

| Inv Num<br>Inv Ref#  | Vendor<br>Description<br>GL Distribution   | Inv Date   | Due Date   | Inv Amt   | Amt Due   | Status | Jrnlized<br>Post Date |
|----------------------|--|------------|------------|---|-----------|--------|-----------------------|
| INV00020606<br>52366 | TURF TANK<br>TURF TANK 2 LEASE RENEWAL<br>01-04-790-021<br>01-05-790-021   | 04/03/2026 | 05/18/2026 | 11,000.00<br>5,500.00<br>5,500.00                           | 11,000.00 | Open   | Y<br>05/05/2026       |
| 26-1443-01<br>52368  | UPLAND DESIGN LTD<br>TENNIS CENTER COURT PROJECT DESIGN<br>07-80-805-000<br>07-80-805-000<br>07-80-805-000                   | 04/06/2026 | 05/18/2026 | 67,332.27<br>41,000.00<br>26,200.00<br>132.27               | 67,332.27 | Open   | Y<br>04/06/2026       |
| 26-1473-01<br>52397  | UPLAND DESIGN LTD<br>PICKLEBALL COURT DESIGN/DEVELOPMENT<br>02-81-805-000<br>09-01-805-000<br>02-81-805-000<br>09-01-805-000 | 03/31/2026 | 05/18/2026 | 34,200.00<br>10,500.00<br>10,500.00<br>6,600.00<br>6,600.00 | 34,200.00 | Open   | Y<br>03/31/2026       |
| VC3-244824<br>52259  | VC3, INC<br>DATAGARD TIME BASED RETENTION APRIL<br>01-14-675-000<br>01-14-675-001<br>01-14-675-002                           | 04/08/2026 | 05/18/2026 | 999.00<br>449.55<br>449.55<br>99.90                         | 999.00    | Open   | Y<br>04/08/2026       |
| 297547-00<br>52258   | VILLA PARK ELECTRICAL SUPPLY<br>CPW KITCHEN RENOVATION LIGHT<br>02-81-805-000  | 04/07/2026 | 05/18/2026 | 135.46<br>135.46  | 135.46    | Open   | Y<br>04/07/2026       |
| 297848-00<br>52270   | VILLA PARK ELECTRICAL SUPPLY<br>TENNIS CENTER ELECTRICAL REPAIR<br>07-71-750-007   | 04/13/2026 | 05/18/2026 | 40.44<br>40.44  | 40.44     | Open   | Y<br>04/13/2026       |
| 298297-00<br>52289   | VILLA PARK ELECTRICAL SUPPLY<br>NORTH CONCESSION BREAKER REPLACEMENT<br>01-04-750-000  | 04/23/2026 | 05/18/2026 | 165.24<br>165.24  | 165.24    | Open   | Y<br>04/23/2026       |

| Inv Num<br>Inv Ref# | Vendor<br>Description<br>GL Distribution  | Inv Date   | Due Date   | Inv Amt                      | Amt Due  | Status | Jrnalized<br>Post Date |
|---------------------|---|------------|------------|------------------------------|----------|--------|------------------------|
| 296710-00<br>52294  | VILLA PARK ELECTRICAL SUPPLY<br>FAMILY RECREATION CENTER LIGHT<br>01-15-750-005                 | 03/19/2026 | 05/18/2026 | 367.08<br>367.08             | 367.08   | Open   | Y<br>03/19/2026        |
| 123477<br>52353     | VILLA PARK OFFICE EQUIPMENT<br>BENCHES FOR BACKLOUNGE<br>07-71-800-003                          | 04/24/2026 | 05/18/2026 | 3,459.48<br>3,459.48         | 3,459.48 | Open   | Y<br>04/24/2026        |
| 004<br>52386        | VILLAGE OF VILLA PARK<br>PAYMENT TO VILLA PARK FOR CO OP TRIP<br>02-50-755-300<br>02-50-754-300 | 04/24/2026 | 05/18/2026 | 1,416.38<br>690.00<br>726.38 | 1,416.38 | Open   | Y<br>04/24/2026        |
| 6139994-0<br>52287  | WAREHOUSE DIRECT INC.<br>CAN LINER AND SWEEPING COMPOUND<br>01-05-790-005                       | 04/27/2026 | 05/18/2026 | 344.72<br>344.72             | 344.72   | Open   | Y<br>04/27/2026        |
| 4556001644<br>52272 | WILSON SPORTING GOODS<br>RACQUETS<br>07-75-870-000  | 04/17/2026 | 05/18/2026 | 210.49<br>210.49             | 210.49   | Open   | Y<br>04/17/2026        |
| 4555913074<br>52276 | WILSON SPORTING GOODS<br>RACQUETS<br>07-75-870-000  | 04/13/2026 | 05/18/2026 | 335.45<br>335.45             | 335.45   | Open   | Y<br>04/13/2026        |
| 4555944285<br>52277 | WILSON SPORTING GOODS<br>RACQUETS<br>07-75-870-000  | 04/14/2026 | 05/18/2026 | 111.29<br>111.29             | 111.29   | Open   | Y<br>04/14/2026        |
| 4556062590<br>52291 | WILSON SPORTING GOODS<br>TENNIS ACCESSORIES<br>07-75-870-006                                    | 04/21/2026 | 05/18/2026 | 308.54<br>308.54             | 308.54   | Open   | Y<br>04/21/2026        |
| 4556099244<br>52292 | WILSON SPORTING GOODS<br>RACQUETS<br>07-75-870-000  | 04/23/2026 | 05/18/2026 | 595.80<br>595.80             | 595.80   | Open   | Y<br>04/23/2026        |

|                                   |     |        |     | Inv Amt    | Amt Due    |
|-----------------------------------|-----|--------|-----|------------|------------|
| # of Invoices:                    | 150 | # Due: | 150 | 281,846.06 | 281,846.06 |
| # of Credit Memos:                | 6   | # Due: | 6   | (521.01)   | (521.01)   |
| Net of Invoices and Credit Memos: |     |        |     | 281,325.05 | 281,325.05 |

\* 3 Net Invoices have Credits Totalling: (261.53)

--- TOTALS BY FUND ---

|                                   |            |            |
|-----------------------------------|------------|------------|
| 01 - GENERAL CORPORATE FUND       | 62,314.63  | 62,314.63  |
| 02 - RECREATION FUND              | 89,711.48  | 89,711.48  |
| 07 - RECREATIONAL FACILITIES FUND | 105,490.94 | 105,490.94 |
| 09 - SPECIAL RECREATION FUND      | 17,100.00  | 17,100.00  |
| 12 - CAPITAL PROJECTS FUND        | 6,708.00   | 6,708.00   |

--- TOTALS BY DEPT/ACTIVITY ---

|                                  |           |           |
|----------------------------------|-----------|-----------|
| 01 - ADMINISTRATION CORPORATE    | 20,282.00 | 20,282.00 |
| 02 - FINANCE                     | 98.68     | 98.68     |
| 04 - CENTRAL PARK NORTH          | 7,608.13  | 7,608.13  |
| 05 - CENTRAL PARK                | 14,736.75 | 14,736.75 |
| 06 - SADDLEBROOK PARK            | 1,651.00  | 1,651.00  |
| 07 - FOREST GLEN PARK            | 1,779.10  | 1,779.10  |
| 08 - CHILLEM PARK                | 661.00    | 661.00    |
| 09 - DEAN PROPERTY               | 1,479.08  | 1,479.08  |
| 10 - PROFESSIONAL SERVICES       | 6,137.50  | 6,137.50  |
| 14 - INFORMATION TECHNOLOGY      | 17,410.54 | 17,410.54 |
| 15 - BUILDING/RECREATION CENTER  | 9,639.15  | 9,639.15  |
| 20 - CENTRAL PARK WEST           | 489.57    | 489.57    |
| 21 - FITNESS CENTER              | 5,279.63  | 5,279.63  |
| 25 - AQUATIC CENTER              | 3,084.37  | 3,084.37  |
| 26 - AQUATIC-RECREATION PROGRAMS | 1,137.16  | 1,137.16  |
| 30 - YOUTH ATHLETICS             | 6,081.84  | 6,081.84  |
| 31 - PRESCHOOL PROGRAMS          | 402.72    | 402.72    |
| 32 - YOUTH PROGRAMS              | 869.12    | 869.12    |
| 40 - ADULT PROGRAMS              | 5,140.05  | 5,140.05  |
| 50 - PIONEER PROGRAMS            | 5,482.24  | 5,482.24  |
| 60 - SPECIAL EVENTS & TRIPS      | 13,688.60 | 13,688.60 |
| 71 - BUILDING/RACQUET CLUB       | 31,242.65 | 31,242.65 |
| 75 - TENNIS PROGRAMS             | 6,344.35  | 6,344.35  |
| 80 - MARKETING                   | 71,188.71 | 71,188.71 |
| 81 - CAPITAL OUTLAY              | 42,703.11 | 42,703.11 |
| 95 - CAPITAL PROJECTS FUND       | 6,708.00  | 6,708.00  |

| Inv Num         | Vendor                             | Inv Date                  | Due Date   | Inv Amt   | Amt Due | Status | Jrnlized Post Date |
|-----------------|------------------------------------|---------------------------|------------|-----------|---------|--------|--------------------|
| Inv Ref#        | Description                        |                           |            |           |         |        |                    |
|                 | GL Distribution                    |                           |            |           |         |        |                    |
| <hr/>           |                                    |                           |            |           |         |        |                    |
| 261000059208407 |                                    |                           |            |           |         |        |                    |
| 52243           | DIRECT ENERGY BUSINESS, LLC        | 04/10/2026                | 04/30/2026 | 13,834.80 | 0.00    | Paid   | Y                  |
|                 | MARCH 2026 ELECTRICITY             |                           |            |           |         |        | 04/10/2026         |
|                 | 01-20-770-000                      | ELECTRICITY CPW           |            | 922.96    |         |        |                    |
|                 | 01-15-770-001                      | ELECTRICITY FRC           |            | 2,201.98  |         |        |                    |
|                 | 02-01-770-001                      | ELECTRICITY FRC           |            | 1,761.59  |         |        |                    |
|                 | 02-21-770-000                      | ELECTRICITY FRC           |            | 1,761.59  |         |        |                    |
|                 | 02-25-770-000                      | ELECTRICITY AQUATICS      |            | 3,082.78  |         |        |                    |
|                 | 07-71-770-001                      | ELECTRICITY TENNIS CENTER |            | 3,352.64  |         |        |                    |
|                 | 01-05-770-000                      | ELECTRICITY PARKS         |            | 409.09    |         |        |                    |
|                 | 01-05-770-005                      | ELECTRICITY GARAGE        |            | 247.37    |         |        |                    |
|                 | 01-07-770-000                      | ELECTRICITY FOREST GLEN   |            | 94.80     |         |        |                    |
| <hr/>           |                                    |                           |            |           |         |        |                    |
| 261000059209241 |                                    |                           |            |           |         |        |                    |
| 52244           | DIRECT ENERGY BUSINESS, LLC        | 04/10/2026                | 04/30/2026 | 657.52    | 0.00    | Paid   | Y                  |
|                 | MARCH 2026 ELECTRICITY AT CPN      |                           |            |           |         |        | 04/10/2026         |
|                 | 01-04-770-000                      | ELECTRICITY CPN           |            | 657.52    |         |        |                    |
| <hr/>           |                                    |                           |            |           |         |        |                    |
| 260970059180202 |                                    |                           |            |           |         |        |                    |
| 52251           | DIRECT ENERGY BUSINESS, LLC        | 04/07/2026                | 04/30/2026 | 53.87     | 0.00    | Paid   | Y                  |
|                 | 25/26 ELECTRICITY                  |                           |            |           |         |        | 04/07/2026         |
|                 | 01-09-770-001                      | ELECTRICITY               |            | 53.87     |         |        |                    |
| <hr/>           |                                    |                           |            |           |         |        |                    |
| 4.23.26 REIMB   |                                    |                           |            |           |         |        |                    |
| 52242           | EILEEN POTTER                      | 04/21/2026                | 04/23/2026 | 78.23     | 0.00    | Paid   | Y                  |
|                 | PRESCHOOL SUPPLIES- REIMBURSEMENT  |                           |            |           |         |        | 04/21/2026         |
|                 | 02-31-765-001                      | EC PRESCHOOL SUPPLIES     |            | 78.23     |         |        |                    |
| <hr/>           |                                    |                           |            |           |         |        |                    |
| MARCH 2026      |                                    |                           |            |           |         |        |                    |
| 52252           | IL DEPT OF REVENUE                 | 04/16/2026                | 04/30/2026 | 386.00    | 0.00    | Paid   | Y                  |
|                 | MARCH 2026 SALES TAX REMITTANCE    |                           |            |           |         |        | 04/16/2026         |
|                 | 01-00-150-001                      | SALES TAX PAYABLE         |            | 9.00      |         |        |                    |
|                 | 07-75-560-000                      | PRO SHOP                  |            | 377.00    |         |        |                    |
| <hr/>           |                                    |                           |            |           |         |        |                    |
| FEBRUARY 2026   |                                    |                           |            |           |         |        |                    |
| 52253           | IL DEPT OF REVENUE                 | 03/12/2026                | 04/30/2026 | 208.00    | 0.00    | Paid   | Y                  |
|                 | SALES TAX REMITTANCE FEBRUARY 2026 |                           |            |           |         |        | 03/12/2026         |
|                 | 01-00-150-001                      | SALES TAX PAYABLE         |            | 12.00     |         |        |                    |
|                 | 07-75-560-000                      | PRO SHOP                  |            | 196.00    |         |        |                    |
| <hr/>           |                                    |                           |            |           |         |        |                    |
| 2021655.003     |                                    |                           |            |           |         |        |                    |
| 52254           | JUDY HOFFMAN                       | 04/16/2026                | 05/07/2026 | 49.50     | 0.00    | Paid   | Y                  |
|                 | PICKLEBALL LEAGUE REFUND           |                           |            |           |         |        | 04/16/2026         |
|                 | 02-01-175-001                      | REFUND CLEARING ACCOUNT   |            | 49.50     |         |        |                    |

05/12/2026 01:35 PM  
 User: NLAWLER  
 DB: Oak Brook Park D

INVOICE REGISTER REPORT FOR OAK BROOK PARK DISTRICT  
 EXP CHECK RUN DATES 04/23/2026 - 05/12/2026  
 JOURNALIZED  
 PAID

| Inv Num<br>Inv Ref#               | Vendor<br>Description<br>GL Distribution   | Inv Date   | Due Date   | Inv Amt  | Amt Due   | Status | Jrnalized<br>Post Date |
|-----------------------------------|--|------------|------------|--|-----------|--------|------------------------|
| CPN MAR-26<br>52245               | VILLAGE OF OAK BROOK<br>WATER AT NORTH CONCESSION/RESTOOM<br>01-04-770-001 WATER   | 04/09/2026 | 04/30/2026 | 89.85<br>89.85                                       | 0.00      | Paid   | Y<br>04/09/2026        |
| CPW MAR-26<br>52246               | VILLAGE OF OAK BROOK<br>WATER AT CPW MARCH 2026<br>01-20-770-001 WATER   | 04/09/2026 | 04/30/2026 | 89.85<br>89.85                                       | 0.00      | Paid   | Y<br>04/09/2026        |
| TC MAR-26<br>52247                | VILLAGE OF OAK BROOK<br>WATER AT TENNIS CENTER MARCH 2026<br>07-71-770-002 WATER   | 04/09/2026 | 04/30/2026 | 313.43<br>313.43                                     | 0.00      | Paid   | Y<br>04/09/2026        |
| MAINT MAR-26<br>52248             | VILLAGE OF OAK BROOK<br>WATER AT MAINT GARAGE MARCH 2026<br>01-05-770-007 WATER MAINTENANCE GARAGE   | 04/09/2026 | 04/30/2026 | 57.91<br>57.91                                       | 0.00      | Paid   | Y<br>04/09/2026        |
| FRC MAR-26<br>52249               | VILLAGE OF OAK BROOK<br>FRC WATER USE MARCH 2026<br>01-15-770-002 FRC WATER USE MAY 2025-APR 2026<br>02-01-770-002 FRC WATER USE MAY 2025-APR 2026<br>02-21-770-010 FRC WATER USE MAY 2025-APR 2026<br>02-25-770-010 FRC WATER USE MAY 2025-APR 2026 | 04/09/2026 | 04/30/2026 | 4,337.87<br>1,084.47<br>867.57<br>867.57<br>1,518.26 | 0.00      | Paid   | Y<br>04/09/2026        |
| FIELDS MAR-26<br>52250            | VILLAGE OF OAK BROOK<br>WATER MIN CHARGE MARCH 2026 FIELDS<br>01-05-770-001 WATER  | 04/09/2026 | 04/30/2026 | 10.00<br>10.00                                       | 0.00      | Paid   | Y<br>04/09/2026        |
| # of Invoices:                    | 13   | # Due:     | 0          | Totals:  | 20,166.83 | 0.00   |                        |
| # of Credit Memos:                | 0  | # Due:     | 0          | Totals:  | 0.00      | 0.00   |                        |
| Net of Invoices and Credit Memos: |  |            |            |  | 20,166.83 | 0.00   |                        |

05/12/2026 01:35 PM  
User: NLAWLER  
DB: Oak Brook Park L

WARRANT #708  
INVOICE REGISTER REPORT FOR OAK BROOK PARK DISTRICT  
EXP CHECK RUN DATES 04/23/2026 - 05/12/2026  
JOURNALIZED  
PAID

|                                   | Inv Amt  | Amt Due |
|-----------------------------------|----------|---------|
| --- TOTALS BY FUND ---            |          |         |
| 01 - GENERAL CORPORATE FUND       | 5,940.67 | 0.00    |
| 02 - RECREATION FUND              | 9,987.09 | 0.00    |
| 07 - RECREATIONAL FACILITIES FUND | 4,239.07 | 0.00    |
| --- TOTALS BY DEPT/ACTIVITY ---   |          |         |
| 00 - NON-DEPARTMENTAL             | 21.00    | 0.00    |
| 01 - ADMINISTRATION CORPORATE     | 2,678.66 | 0.00    |
| 04 - CENTRAL PARK NORTH           | 747.37   | 0.00    |
| 05 - CENTRAL PARK                 | 724.37   | 0.00    |
| 07 - FOREST GLEN PARK             | 94.80    | 0.00    |
| 09 - DEAN PROPERTY                | 53.87    | 0.00    |
| 15 - BUILDING/RECREATION CENTER   | 3,286.45 | 0.00    |
| 20 - CENTRAL PARK WEST            | 1,012.81 | 0.00    |
| 21 - FITNESS CENTER               | 2,629.16 | 0.00    |
| 25 - AQUATIC CENTER               | 4,601.04 | 0.00    |
| 31 - PRESCHOOL PROGRAMS           | 78.23    | 0.00    |
| 71 - BUILDING/RACQUET CLUB        | 3,666.07 | 0.00    |
| 75 - TENNIS PROGRAMS              | 573.00   | 0.00    |

## Staff Recognition

(None)

Presentations / Proclamations

Oak Brook  
Park District  
*A National Gold Medal Agency*



# STRATEGIC PLAN <sup>65</sup>

[www.obparks.org](http://www.obparks.org)



Years

**2025-2029**

April, 2026



# Strategic Plan 2025-2029

## Contents

|  |   |
|--|---|
| Mission, Vision, and Core Values . . . | 1 |
| Process . . . . .                      | 2 |
| SWOC Analysis . . . . .                | 3 |
| Performance Measures . . . . .         | 5 |

## Mission:

It is the mission of the Oak Brook Park District to provide the **very best in park and recreational opportunities, facilities, and open lands for our community.**

**Vision:** To provide a diverse, inclusive and holistic range of opportunities designed to keep the community happy, fit and active.

## Strategic Planning Input and Review Schedule

- August 15, 2023  
Leadership Team Strategic Planning Workshop
- August 29, 2023  
Board of Commissioners Strategic Planning Workshop
- November 16, 2023  
All Staff Strategic Planning Workshop
- October - November, 2024  
Oak Brook Resident Survey
- April 21, 2025 Regular Board Meeting  
Strategic Plan Approved
- November 17, 2025  
Strategic Plan Update

## Introduction to the Oak Brook Park District

The Oak Brook Park District was founded in 1962 and serves a community of about 8,000 residents, and 20,000 corporate residents, and employs between 200-225 employees at any given time. The governing body of the District is composed of five park commissioners, elected for staggered 6-year terms. The Board appoints an Executive Director to oversee daily administrative functions of the District.

The District owns and maintains five parks and 173.4 acres of land in the Village of Oak Brook. Facilities operated by the District include the Family Recreation Center, which includes the Fitness Center, Indoor Aquatic Center, and outdoor Splash Island, as well as the Tennis Center and Central Park West. After over 60 years the parks, programs, and facilities of the Oak Brook Park District have become uniquely connected with the identity of Oak Brook. Over time, individual lives have also been enhanced through the District's mission to help its residents to be happy, fit, and active. A strong mission and core values have sustained an organizational culture focused on fiscal responsibility, communication, environmental stewardship, and accessibility.

# MISSION

# VISION

# STRATEGIC INITIATIVES & CORE VALUES

**Holistic Wellness**

**Environmental Stewardship**

**Inclusion**

**Teamwork**

**Community Engagement**

**Open Communication**

# GOALS

Reassess and re-brand Central Park West's identity with a focus on enhancing the customers' experience and the District's fiscal responsibility.

Create a Needs Assessment Plan for the redevelopment, expansion, and maintenance of facilities at the Central Park Campus.

Expand the use of technology to engage our customers, increase fun and keep them safe.

Form partnerships with neighboring park districts to offer new and strong opportunities for our communities.

Be regarded as one of the most inclusive park districts in the state where everyone is welcome and feels a sense of belonging.


Develop strategies to improve our staff recruitment and retention.

Strengthen and/or Re-Invent our Special Recreation Association experience and provider.

Be the Best Park District We Can Be.

Maintain and promote a delivery of sustainability initiatives.

Utilize internal and external community resources to expand, develop, and implement inclusive recreational opportunities.



The Board of Commissioners and Staff are guided by the Oak Brook Park District's mission to provide the very best in park and recreational opportunities, facilities, and open lands for our community.

The Oak Brook Park District's Strategic Planning process focuses on developing a tactical and adaptive working plan linking our mission, vision, and core values, with strategic initiatives. This will ensure the operational goals for the next five years fall within the parameters of our Master Vision.

## 2023 Strategic Planning Workshop

In March, 2023 the District hired Carole Sente Consulting, LLC to be the Park District's guide on the next five years of planning. The Leadership team then met with Carole on August 15, 2023 to discuss possible strategic initiatives. On August 29, 2023 the Oak Brook Park District Board of Park Commissioners held a planning workshop to discuss the strategic plans for the District with Park District staff. Staff also had a workshop on November 16, 2023 at the annual Teambuilding meeting. The workshops reviewed the accomplishments completed under the previous strategic plan identified strengths, weaknesses, opportunities, and challenges within the District, and identified strategic initiatives and projects to accomplish in the next five years.

### Review

The Oak Brook Park District Department Head Team reviews the progress of Strategic Plan initiatives every six months during All-Staff and department head meetings. The Strategic Plan progress is presented semiannually at monthly board meetings.

### Staff Involvement

To ensure the success and realization of strategic initiatives, staff on every level contributes to an accurate assessment of the Oak Brook Park District's operational strengths, weaknesses, opportunities and challenges.

### Board Involvement

Elected board members participate in the Strategic Planning workshop to develop goals designed to help make the Oak Brook Community the very best.

### Community Involvement

Through regular facility surveys, program evaluations, focus groups, and client engagement, the Oak Brook Park District actively solicits and incorporates formal as well as informal resident, participant, member, and community input throughout the strategic planning process.

## Strengths

- Forward-thinking DEI initiatives including our Inclusive Universal Playground and family locker room.
- Large central campus with a variety of activities (central hub of Oak Brook).
- The things we specialize in, we do well (tennis, basketball, preschool, aquatics, summer camps) for the community.
- Strong leadership coupled with staff collaboration and dedication.
- Professional development and continuous staff training including our approach to risk management and safety (we exceed PDRMA requirements).
- Creative use and maximization of our financial resources.
- Connected trail corridors (especially south and east).
- Ability to host tournaments for a variety of sports.
- Awards and achievements as we continue to meet and exceed industry standards.
- Cleanliness and upkeep of the parks and facilities.
- Customer retention and community engagement.
- Work/life balance for employees.
- Great value in membership opportunities for community.
- Loyal customer base, particularly seniors and participants in activities in which we specialize.

**Strategic initiatives capitalize on our strengths to further our mission and vision.**

## Weaknesses

- Quality and quantity of Special Recreation Association initiatives.
- Lack of identity at the Central Park West facility.
- Aging facilities and equipment.
- Connection across Ginger Creek.
- Lack of space to develop. Limited indoor court spaces.
- Lack of bus transportation for programming.
- Siloing between the Tennis Center and Family Recreation Center (programming and activities).
- Limited cultural arts programming.
- Membership is not evenly spread out across age demographics.
- Social media engagement.
- Limited activities for teens and young adults age 16-23+.

**Strategic initiatives address areas of needed improvement for the community.**

## Opportunities

- More inclusive play/programs and facilities.
- Expansion and redevelopment of recreation space (i.e. pickleball expansion at Central Park and additional turf fields.)
- Cross-promotion and piggy-backing of programs during activities and events to generate additional fees.
- Desire for an improved and collaborative relationship with the Village at the Board level.
- Selective events and programs that appeal to a broader cultural and age audience (Farmers Market, Cultural Food Fest).
- Expand the use of technology internally and externally including social media.
- Expansion of Programming such as Ginger Creek (fishing derby, paddle boarding classes, etc), teen, and pickleball.
- Expand programming for 55+ Active Adult population.
- Grow percentage of resident usage of amenities and programming.
- Increase corporate memberships.
- Expand winter/seasonal program opportunities (may include considering new/expanded capital project).
- Seek creative ways to attract and communicate program offerings to residents and patrons living outside of Park District boundaries.
- Additional outdoor tournaments (pickleball, soccer, softball, cricket, lacrosse, flag football) including use of Central Park West.
- Reaching additional markets (veterans, active duty, and out-of-district customers).
- Membership campaign focused on a "Premier" membership for full campus.
- Alternative funding through partnerships/sponsors, and local, state, and federal grants.
- Concessions sales at events.
- Partnering with the Oak Brook Reserve.
- Promote alternative transportation using the trail system. Consider bike charging/repair stations, electric golf carts, scooters.

**Strategic initiatives evaluate opportunities in order to increase service delivery and financial success.**

## Challenges

- Managing and meeting customer expectations. Trying to deliver a “country club” or “high-end” customer experience with limited resources.
- Staffing – all levels including support staff and part-time (particularly with specialized needs: coaches, personal trainers, etc.).
- Employee retention/replacement and succession planning.
- Desire for an improved and collaborative relationship with the Village (Board Level).
- Ensuring our programs/special events have a stand-out factor to draw broader participation away from their local park district offerings.
- Effectively determine our programs’ lifespan and when to sunset
- Competition of State and federal funding.
- Over-use of athletic fields.
- Investing in and maintaining capital projects.
- Inflation; increased cost of commodities.
- Building a stronger community acceptance of DEI and a shared sense of belonging.
- Exploring different ways to market programs in a changing technology landscape.
- Small district boundaries and population.
- Adequate and accessible parking.
- Need for better Special Recreation Association support and partnership as a resource.
- Inability to meet community demand for programming= lost revenue/connection to customers due to waitlists.
- Resident perception that non-resident participation is too high and may negatively impact them.

**Strategic initiatives work to prevent service and revenue interruptions and mitigate risks.**





# PERFORMANCE MEASURES & IMPLEMENTATION



Complete by November, 2029

- Holistic Wellness
- Environmental Stewardship
- Community Engagement
- Inclusion
- Teamwork
- Open Communication

71

| Goal, Initiatives & Objectives  | Lead/Department & Updates                 |
|---|---|
| Reassess and re-brand Central Park West’s identity with a focus on enhancing the customers’ experience and the District’s fiscal responsibility.<br><span style="color: blue;">■</span> <span style="color: green;">■</span> <span style="color: red;">■</span> <span style="color: purple;">■</span> <span style="color: orange;">■</span> <span style="color: grey;">■</span> |   |
| <ul style="list-style-type: none"> <li>Explore opportunities for establishing a Special Recreation Association on weekdays.</li> </ul>  | Facilities, Recreation - <b>COMPLETED</b> |
| <ul style="list-style-type: none"> <li>Create opportunities for a “tournament hub” as well as Park District special events, activities, and programming on the weekends.</li> </ul>   | Facilities, Recreation                    |
| Create a Needs Assessment Plan for the redevelopment, expansion, and maintenance of facilities at the Central Park Campus.<br><span style="color: blue;">■</span> <span style="color: green;">■</span> <span style="color: red;">■</span> <span style="color: purple;">■</span> <span style="color: orange;">■</span> <span style="color: grey;">■</span>                       |   |
| <ul style="list-style-type: none"> <li>Reposition the outdoor tennis courts.</li> </ul>   | Parks, Tennis - <b>IN PROGRESS</b>        |
| <ul style="list-style-type: none"> <li>Add pickleball courts and parking.</li> </ul>  | Parks, Recreation                         |
| <ul style="list-style-type: none"> <li>Update the 10-year capital improvement plan annually.</li> </ul>   | Leadership Team - <b>COMPLETED</b>        |
| <ul style="list-style-type: none"> <li>Implement an overhang storage space on the east side of the Family Recreation Center facility.</li> </ul>  | Facilities, Parks, Maintenance            |
| <ul style="list-style-type: none"> <li>Create additional programmable multi-purpose space in Studio D storage.</li> </ul>   | Facilities, Recreation                    |
| <ul style="list-style-type: none"> <li>Re-purpose ball field #4 into a dual turf space for baseball, softball, and lacrosse.</li> </ul>   | Parks                                     |
| <ul style="list-style-type: none"> <li>Input a turf field at the Central Park North Athletic Field’s field #2.</li> </ul>   | Parks                                     |
| <ul style="list-style-type: none"> <li>Proceed with the Ginger Creek Bridge Project.</li> </ul>   | Parks - <b>IN PROGRESS</b>                |
| <ul style="list-style-type: none"> <li>Consider lighting some outdoor courts.</li> </ul>  | Parks                                     |
| Expand the use of technology to engage our customers, increase fun and keep them safe.<br><span style="color: green;">■</span> <span style="color: red;">■</span> <span style="color: purple;">■</span> <span style="color: grey;">■</span>   |   |
| <ul style="list-style-type: none"> <li>High-quality virtual tours, kiosks, web forms, and memberships.</li> </ul>   | IT/Facilities - <b>IN PROGRESS</b>        |
| <ul style="list-style-type: none"> <li>Establish a dashboard system to access the current use patterns of each facility.</li> </ul>   | IT  |
| Form partnerships with neighboring park districts to offer new and strong opportunities for our communities.<br><span style="color: blue;">■</span> <span style="color: green;">■</span> <span style="color: red;">■</span> <span style="color: purple;">■</span> <span style="color: orange;">■</span> <span style="color: grey;">■</span>                                     |   |
| <ul style="list-style-type: none"> <li>Explore a “bike sharing” transportation loop connecting the Oak Brook Park District with the Downers Grove and Elmhurst Park Districts. Explore partnerships with other interested local governmental entities.</li> </ul>   | Marketing, Recreation                     |

| Goal  | Objectives  | Lead/Department & Updates                           |
|---|---|---|
| <p>Be regarded as one of the most inclusive park districts where everyone is welcome and feels a sense of belonging.</p>  |   |   |
|   | <ul style="list-style-type: none"> <li>Implement renovations such as eliminating wood-chipped playgrounds and replace them with inclusive surfacing.</li> </ul>   | Parks   |
|   | <ul style="list-style-type: none"> <li>Dedicate more time to the ADA transition plan and complete 70% of the plan by 2029.</li> </ul>   | Parks, Facilities, Maintenance - <b>IN PROGRESS</b> |
|   | <ul style="list-style-type: none"> <li>Review District inclusivity during Capital Improvement Plan while maximizing special recreation funding</li> </ul>   | Leadership Team                                     |
|   | <ul style="list-style-type: none"> <li>Implement inclusive and adaptive programming (tennis, Tai Kwon Do, aquatic, dance, pottery).</li> </ul>  | Recreation, Tennis, Aquatics <b>IN PROGRESS</b>     |
|   | <ul style="list-style-type: none"> <li>Provide some programming with our staff via training and when beneficial with a consultant/partner.</li> </ul>   | Admin, HR   |
| <p>Develop strategies to improve our staff recruitment and retention.</p>    |   |   |
|   | <ul style="list-style-type: none"> <li>Revamp and improve work and break spaces.</li> </ul>   | Facilities - <b>COMPLETED</b>                       |
|   | <ul style="list-style-type: none"> <li>Expand full and part-time staff teambuilding opportunities. Develop a calendar of activities on a regular basis.</li> </ul>  | Leadership Team - <b>IN PROGRESS</b>                |
|   | <ul style="list-style-type: none"> <li>Excel in our Professional Development offerings.                             <ol style="list-style-type: none"> <li>Include opportunities in the Orientation Passport and intentionally communicate opportunities to staff.</li> <li>Create and implement an inclusive part-time on-boarding experience. (Part-time staff to visit all facilities.)</li> </ol> </li> </ul> | Leadership Team - <b>IN PROGRESS</b>                |
|   | <ul style="list-style-type: none"> <li>Explore “employee-centric” policies (Family Care Leave Policy).</li> </ul>   | HR  |
| <p>Strengthen and/or Re-Invent our Special Recreation Association experience and provider.</p>                         |   |   |
|   | <ul style="list-style-type: none"> <li>Explore dedicated weekday space at Central Park West.</li> </ul>   | Facilities - <b>IN PROGRESS</b>                     |
|   | <ul style="list-style-type: none"> <li>Balance between independent activities and inclusion.</li> </ul>   | Recreation  |
|   | <ul style="list-style-type: none"> <li>Serve community better with more positive and meaningful experience.</li> </ul>  | Marketing, Recreation <b>IN PROGRESS</b>            |
| <p>Be the Best Park District We Can Be.</p>   |   |   |
|   | <ul style="list-style-type: none"> <li>Maintain State and National Accreditations including GFOA, CAPRA, Distinguished Agency, Gold Medal, etc. which add rigor, process and discipline to how we deliver our services.</li> </ul>  | Leadership Team - <b>COMPLETED</b>                  |
|   | <ul style="list-style-type: none"> <li>Continually exhibit the highest degree of fiscal excellence and financial accountability to our residents and community.</li> </ul>  | Finance - <b>IN PROGRESS</b>                        |
|   | <ul style="list-style-type: none"> <li>Prioritize cultural and historical components of the Oak Brook community when planning for programs, resource allocation and acquisition, and documentation at the District.</li> </ul>  | Leadership Team - <b>IN PROGRESS</b>                |

| Goal  | Objectives | Lead/Department & Updates                   |
|---|------------|---|
| Maintain and promote a delivery of sustainability initiatives.<br>  |            |   |
| <ul style="list-style-type: none"> <li>Increase the use of organic bio-solid turf fertilizer as an alternative to granular products.</li> </ul>   |            | Parks - <b>IN PROGRESS</b>                  |
| <ul style="list-style-type: none"> <li>Develop social media content focused on ecological and sustainability topics.</li> </ul>   |            | Marketing                                   |
| <ul style="list-style-type: none"> <li>Create additional native plant habitats in parks.</li> </ul>   |            | Parks<br><b>IN PROGRESS</b>                 |
| <ul style="list-style-type: none"> <li>Reduce the use of paper: More online forms and paperless meetings.</li> </ul>  |            | Admin - <b>COMPLETED</b>                    |
| <ul style="list-style-type: none"> <li>Investigate installation of a commercial dishwasher in aquatics kitchen and use reusable dishware and utensils.</li> </ul>   |            | Facilities                                  |
| <ul style="list-style-type: none"> <li>Transition some custodial cleaning supplies to “green” alternatives.</li> </ul>  |            | Facilities, Parks                           |
| <ul style="list-style-type: none"> <li>Begin phasing out gas-powered landscaping tools/equipment to battery powered alternatives.</li> </ul>  |            | Parks - <b>IN PROGRESS</b>                  |
| <ul style="list-style-type: none"> <li>Purchase battery-powered utility vehicle for Parks Department.</li> </ul>  |            | Parks                                       |
| <ul style="list-style-type: none"> <li>Re-evaluate the options for installing solar panels at the Family Recreation Center.</li> </ul>  |            | Leadership Team -<br><b>COMPLETED</b>       |
| <ul style="list-style-type: none"> <li>Continue seeking alternative funding for trees and plants.</li> </ul>  |            | Parks - <b>COMPLETED</b>                    |
| Utilize internal and external community resources to expand, develop, & implement inclusive recreational opportunities.<br> |            |   |
| <ul style="list-style-type: none"> <li>Develop educational programs focused on nature and utilize Ginger Creek for nature-based programming.</li> </ul>   |            | Parks, Recreation                           |
| <ul style="list-style-type: none"> <li>Diverse programming: teens, dance, theater, culinary.</li> </ul>   |            | Recreation <b>IN PROGRESS</b>               |
| <ul style="list-style-type: none"> <li>Implement inclusive and adaptive programming (tennis, Tai Kwon Do, aquatic, dance, pottery).</li> </ul>  |            | Recreation, Aquatic<br><b>IN PROGRESS</b>   |
| <ul style="list-style-type: none"> <li>Expand use of expert-level contracted instructors for unique programs.</li> </ul>  |            | Recreation, Aquatic -<br><b>IN PROGRESS</b> |
| <ul style="list-style-type: none"> <li>Better utilize existing campus/resources for small-scale tournaments: Sand volleyball, Frisbee golf, basketball, pickleball.</li> </ul>                              |            | Parks, Recreation                           |
| <ul style="list-style-type: none"> <li>Optimize Tennis Center court space to allow additional participant capacity.</li> </ul>  |            | Tennis - <b>IN PROGRESS</b>                 |
| <ul style="list-style-type: none"> <li>Explore options to expand financial assistance for our residents.</li> </ul>   |            | Marketing                                   |
| <ul style="list-style-type: none"> <li>Connect with community organizations to utilize open facilities and spaces during off peak and non-programmed hours.</li> </ul>                                      |            | Marketing, Facilities                       |
| <ul style="list-style-type: none"> <li>Grow the District’s foundation to increase the District’s revenue and assist in funding capital projects.</li> </ul>   |            | Marketing -<br><b>IN PROGRESS</b>           |

To ensure that the very best facilities are available to our constituents.



To provide the very best in park and open space to our constituents and to be a community leader in environmental conservation and stewardship.



To provide a diverse range of the very best passive and active recreational programs and opportunities to our entire community, regardless of age or ability.



To foster a work environment that encourages collaborative teamwork and the development of the very best in park and recreation professionals.



To prioritize the fiscally responsible use of resources in all aspects of our operations.



### Preschool Hallway Updates

The Preschool Hallway window was enclosed as part of the larger Fit Central renovation project, improving functionality of the space.

### Park & Facility Water Fountain Upgrades

The Park District upgraded three water fountains at the Family Recreation Center and two park fountains to be ADA accessible, including the addition of a dog bowl filler in the park.

### Accessible Picnic Table Installations

Nine ADA accessible picnic tables were installed at Central Park along with three at Swim Central, improving accessibility for all users.

### Central Park West Renovation

Park District staff renovated Central Park West with upgrades to the kitchen and flooring, enhancing the overall user experience.

### Expanding Natural Spaces

The Park District converted one acre of turf grass into natural area space, supporting biodiversity, enhancing habitat health.



### Earth Month Initiatives

The Sustainability Team hosted a month long Earth Day celebration in April, offering 400 tree saplings and 100 wildflower seed packets for community to pick up at the Family Recreation Center.

### Environmental Stewardship Education

Staff participated in a lunch and learn focused on pollinators and strategies for supporting healthy local ecosystems and biodiversity.

### Swim Central Inclusive Duck Derby

The Park District hosted a Duck Derby at Swim Central in partnership with Gateway Special Recreation Association, bringing the community together for a fun and inclusive event supporting recreation programming.

### Enhanced Open Gym Communication

A dedicated Basketball Open Gym schedule was implemented to improve communication and better respond to community feedback, ensuring more consistent availability.

### Creative Fitness Classes for a Cause

Kitten Pilates at Central Park West combined a lighthearted Pilates session with playful kittens interacting with participants throughout the workout. Two sessions were held in support of local kitten shelters.

### IPRA Leadership Representation

Two staff members assumed leadership roles within the IPRA this year, with one serving as Chair of the Board of Directors and another serving as Park and Natural Resource Management (PNRM) Section Director.

### Digital Workspace Enhancement

The move to SharePoint and OneDrive created a centralized, cloud based system that supports real time collaboration, version control, and easier access to shared documents across teams.

### Staff Professional Development

Two staff members earned their Certified Park and Recreation Executive (CPRE) certifications, demonstrating a continued commitment to professional growth and leadership in the field. This achievement strengthens the District's overall leadership capacity and expertise.

### Winter Lights Sponsorship Success

Winter Lights secured more than \$29,000 in sponsorship support, helping enhance the event experience and offset program costs.

### GFOA Budget Award

The Park District received the Government Finance Officers Association (GFOA) Distinguished Budget Presentation Award. The FY 2025/2026 budget was the District's first submission and was recognized for meeting the GFOA's high standards for budget presentation.

### OAK BROOK PARK DISTRICT FOUNDATION

More than \$4,000 was raised through the Cocoa Cabin Brews & Views Fundraiser to benefit the Oak Brook Park District Foundation and its ongoing community efforts.

## BEING THE VERY BEST

The dedication and commitment demonstrated by staff is regularly recognized and appreciated by community members. Here are just a few of the "thank you's" we have received over the last six months!

## VOICES OF OAK BROOK

### Making Memories...

"A new way to experience an Egg Hunt. My daughter thought it was really cool!"  
-Aqua Egg Hunt Participant

"Great coaches and foundational items being taught. We've noticed how quickly and much improved our son is at the game with your teaching"  
-Get Better League Basketball Family

"Really accessible and fun for the whole family to do together. Fun to see it grow from previous years. Please keep it going as we look forward to next year."  
-Winter Lights Display Attendee

### Appreciation from Members...

"Besides being a great place to work out, Oak Brook Park District provides all kinds of activities, events, marathons, and even hosts charitable drives. The park district is the reason we moved to Oak Brook and we're happy and proud to be members. It's become our second home away from home."  
-Alice S., Member

Oak Brook Park District

A National Gold Medal Agency



# STRATEGIC PLAN UPDATE

Download the plan at [www.obparks.org](http://www.obparks.org)

MAY, 2026

FEEL YOUR VERY BEST  
HAPPY | FIT | ACTIVE

## Reports

Administration and Enterprise Operations Report  
Finance and Human Resources Report  
Recreation and Communications Report  
Parks and Facilities Report



# Memo

To: Oak Brook Park District Board of Commissioners  
From: Laure Kosey, Executive Director  
Date: May 12, 2026  
Re: May Board Report: Administration & Enterprise Operations

---

## **April Board Meeting Follow Up Discussion Points:**

The **Follow Up** discussion points can be found on the Oak Brook Park District [website](#).

## **May Board Meeting Discussion Points:**

### **Tennis Center Report**

- April 3rd-4th, the TC hosted the Spring Break Open Level 7 tournament with 64 participants.
- Saturday, April 18th the 10&under and 12&under Junior Tennis Teams played their final round of matches; all teams won their matches.
- The junior match plays during April 24th-26th weekend featured WTN events; 88 players participated in the events.
- Nets were installed on all of the outdoor courts and sold 4 adult racquets and 1 junior racquet during its April Pro Shop Promotion.

### **Objectives and Key Results (OKR's)**

Staff has been working hard on upcoming OKR's with an emphasis on resident participation, inclusive activities, and sustainability, all reflective of our Core Values.



# Memo

To: Board of Commissioners and Executive Director, Laure Kosey  
From: Marco Salinas, Chief Financial Officer  
Date: May 11, 2026  
Re: April 2026 Financials

---

*Note: The Finance department continues to recognize financial activity for the fiscal year ending April 30, 2026. This is a normal process of our fiscal year-end closeout. Our auditors are scheduled to be onsite in July 2026 to conduct their audit procedures, and we anticipate additional adjustments at that time. Final audited financial statements will be presented to the Board in October 2026.*

## General Fund

We have now completed twelve months of our current fiscal year (100% of the year). Year-to-date (YTD) revenues, expenditures, and transfers-out for this fund equal \$4,090,164, \$3,140,387, and \$0, respectively. This is resulting in a YTD net surplus of \$949,777, which is an \$838,093 increase from the \$111,684 YTD net surplus experienced in the prior fiscal year. The following is additional commentary:

- **Revenues-** Total current YTD revenues are slightly lower than budgeted revenues at 99.3%. Personal Property Replacement Taxes (PPRT) were lower than budgeted revenues by approximately \$17K (11%). Field rental revenues in our Central Park North department were also lower than budget by approximately \$18K (21%); however, this decrease is being offset by the \$53K (22%) increase in field rental revenue in our Central Park department. In our Building-Recreation Center department, total revenues were lower than the budget by approximately \$132,000 primarily because the amount of overhead revenue that was charged to the Recreation and Tennis funds was lower than initially anticipated by approximately \$196K. We budgeted \$652,656 in overhead revenue, however the actual revenue activity for the fiscal year currently totals \$456,403. In addition, we are benefitting from the \$67K excess of daily fee revenues, over the amount budgeted for the year.
- **Expenditures-** Total current YTD expenditures are lower than budgeted expenditures at 89.8%. Except for our Professional Services and Central Park West departments, the expenditures for all other departments are currently lower than the annual budgets. Legal fees in our Professional Services department were budgeted at \$25K for the year and YTD actual fees currently total \$40,085 with an additional three billings yet to be recognized for the current fiscal year. Our YTD legal fees are higher than originally expected due to, among other matters, the significant increase in the volume of Freedom of Information Act (FOIA) requests, formal complaints filed to the Public Access Counselor regarding the Open Meetings Act, work carried out earlier in the year for the solar panel electricity project, review of a licensing agreement with Breakaway Basketball, and review of banking documents in response to the merger of Evergreen Bank and Old Second National Bank. In addition, the YTD activity also includes the “settlement” payment of \$770 that was approved by the Board at the March 16, 2026, Board meeting. In our Central Park West department, credit card processing fees were budgeted at \$612 and YTD actuals currently total \$3,436. Our Cocoa Cabin supply/inventory costs were budgeted at \$4,627 and YTD actuals total \$12,150. These higher than budgeted expenditures are, however, being recouped from higher-than-expected Cocoa Cabin sales, building rental, and alcohol permit revenues.
- **Transfers Out-** This fund has budgeted a \$150,000 operating transfer out to the Recreation Fund, and a \$375,000 operating transfer out to the Capital Projects Fund. These transfers were not approved by the Board and as a result, is a major factor contributing to the unexpectedly large YTD net surplus.

## Recreation Fund

YTD revenues, transfers-in, and expenditures equal \$5,695,515, \$0, and \$4,390,144, respectively. This is resulting in a YTD net surplus of \$1,305,371, which is a \$1,502,359 increase from the \$196,988 YTD net deficit experienced in the prior fiscal year. The following is additional commentary:

- **Revenues-** Total current YTD revenues are higher than budgeted revenues at 109.9%. All departments, except for our aquatic recreation programs department, are currently favorable or in-line with budgeted expectations. In our Fitness and Aquatic Center departments we are benefitting from an approximate \$190K (14%) increase in our in-district and out-of-district membership revenues. This fund has also recognized receipt of a \$200K grant payment from the Department of Commerce and Economic Opportunities (DCEO) for the CPW restrooms and entryway improvements project that was completed in the prior year. Revenues in our marketing department are lower than prior year because in the prior year we received a \$25K donation from the Oak Brook Park District Foundation to help fund repayment of the previously outstanding debt certificates (universal playground certificates). This debt has been fully repaid; thus, no such donation is expected in the current year.
- **Expenditures-** Total current YTD expenditures are lower than budgeted expenditures at 81.3%. Except for our Pioneer Programs department, all departments are currently favorable or in-line with current year budgeted expectations. Driving this overall decrease in expenditures is the fact that YTD we have only expended \$154,892 (43%) of the \$360,112 in budgeted capital expenditures. In the Administration department we are experiencing approximately \$64K in cost savings with our full-time wages and health insurance costs due to the unanticipated departure of two full-time personnel that were subsequently replaced with staff that elected less costly insurance coverage. In addition, as described on page one of this memo, we budgeted \$340,940 in overhead expenditures however the actual YTD expenditures total \$238,419. In our Pioneer Programs department, we hosted a new holiday luncheon at Gibson's that has contributed to the YTD total expenditures exceeding annual budgeted expenditures by approximately \$14K. In addition, we have experienced decreased utility costs across many of our departments due to lower usage, and higher than expected carbon credits on our monthly electricity billings.

#### **Recreational Facilities Fund (Tennis Center)**

YTD revenues and expenses in this fund are currently at \$2,894,182 and \$2,110,731, respectively. This is resulting in a YTD net surplus of \$783,452, which is a \$66,899 decrease over the prior year's surplus of \$850,351. The following is additional commentary:

- **Revenues-** Total current YTD revenues are higher than budgeted revenues at 114.2%. In the Administration department, investment earnings have exceeded the amount budgeted by approximately \$38K. Additionally, revenues derived from the Rafa tennis camp have increased approximately \$8K when compared to the previous year. In the Programs department, in-district and out-of-district membership revenues have exceeded the budgeted amounts by approximately \$14K, and group lesson revenues have exceeded the budgeted amounts by approximately \$228K. In addition, pro shop sales have increased \$7,500 when compared to the prior year.
- **Expenses-** Total current YTD expenses are lower than budgeted expenses at 79.4%. In the Administration department, we have budgeted a \$100K contingency that will not be utilized which is driving this favorable expense variance against the budget. In addition, the employer IMRF pension expense is currently at \$21,770 as compared to the \$35,000 that was budgeted. In the Building department, YTD maintenance and repair costs are at \$71,965 compared to the \$103,095 that was budgeted for this activity. In the Programs department, the annual depreciation expense has yet to be recognized, and part-time wages are currently \$60K lower than the amount budgeted.

---

#### **FINANCE & HUMAN RESOURCES UPDATES:**

- Finance staff have started work on various year-end accruals and adjustments in preparation for the annual financial audit.
- The annual performance evaluation process has now been completed. Staff is busy onboarding seasonal staff for the upcoming summer season.



# Memo

To: Oak Brook Park District Board of Commissioners  
From: Robert Pechous, Director of Recreation and Communications  
Date: May 12, 2026  
Re: Recreation and Communications Report

---

## **Recreation:**

- Athletics
  - TYPTI lessons were introduced, a new racket sport played on pickleball courts.
  - Field maps and setup needs for this year's upcoming tournaments have been finalized.
- Youth/Preschool
  - Preschoolers participated in their annual "Galaxy Gallop" event, running around the synthetic turf field, with the 2-year-olds joining for the first time.
  - Preschool hosted STEAM Day, where their grown-ups and students worked together to create projects using recycled materials.
- Pioneers
  - Twenty-three Pioneers enjoyed a lively and entertaining dramatic portrayal of Carol Burnett.
  - Twenty-two Pioneers celebrated National Cheese Fondue Day at The Melting Pot with a cheese and chocolate fondue experience.
  - Eighteen Pioneers traveled along the historic Lincoln Highway, visiting several communities including Batavia, Geneva, DeKalb, Creston, Rochelle, Franklin Grove, and Dixon.
  - The Travel Club's Rhine River Cruise, beginning in Amsterdam, was a resounding success - participants delighted in the iconic Dutch tulip fields and enjoyed a truly memorable overall experience."
- Specialty/Events
  - The T.E.A.M. Rec group held two meetings this month, during which event and program ideas were generated through team-building activities and a SWOT analysis of teen recreation opportunities.
  - Staff explored a prospective contractor to introduce STEAM and computer coding classes to the Park District, with a planned launch in Fall 2026.
  - Youth Ballet is currently running with several participants.

**Marketing & Information Technology:**

- The Friends of Oak Brook Park District networking event was a success, bringing together sponsors and partners in appreciation of their continued support over the past year.
- The Summer Pioneer Post has been finalized, printed, and mailed.
- The SharePoint and OneDrive file migration project was completed successfully.

**Corporate and Community Relations:**

|                                    |    |        |
|------------------------------------|----|--------|
| Sponsorships                       | \$ | -      |
| Advertising                        | \$ | 925.00 |
| Vendors                            | \$ | 600.00 |
| In-Kind Donations                  | \$ | 875.00 |
| Oak Brook Park District Foundation | \$ | 100.00 |

**Total for April: \$ 2,500.00**

**Social Media and Website Engagement:**

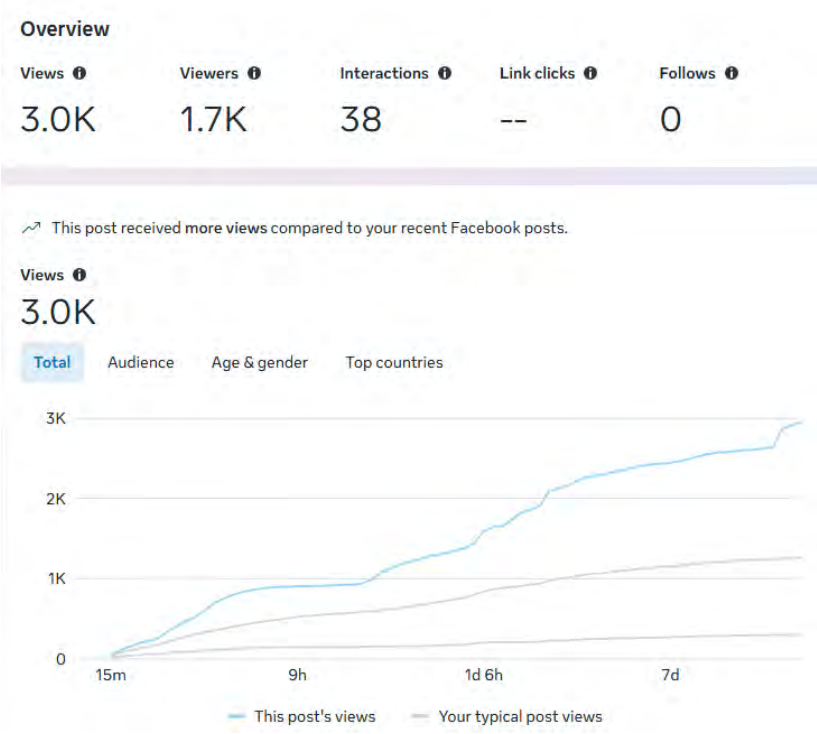
**Facebook Analytics**

Total Followers: 6,299 (up 23)  
 Posts: 24 (19 posts, 5 stories)  
 Post Reach (organic and paid): 21K  
 Post Engagement: 301  
 (Reactions, Comments, and Shares)

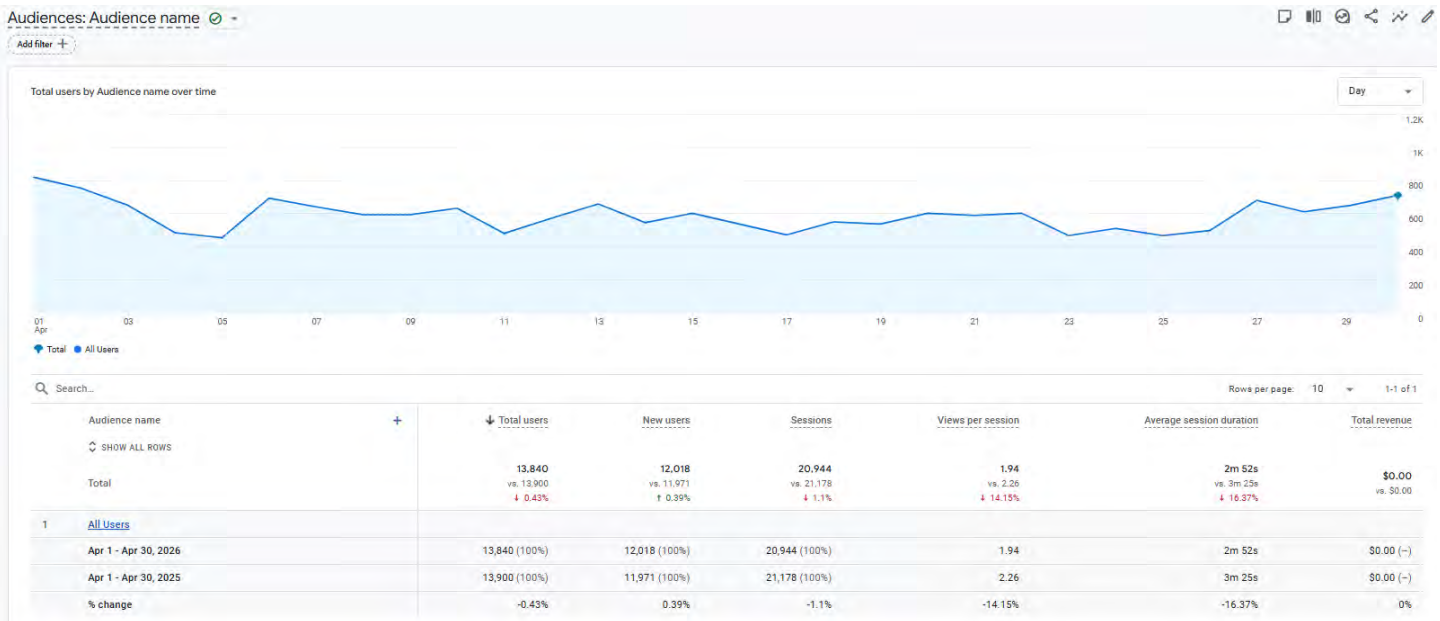
**Instagram Analytics:**

Total Followers: 3,340 (up 13)  
 Posts: 26 (19 posts, 7 stories)  
 Post Reach (organic and paid): 1.4K  
 Post Engagement: 201

**Top Facebook Post**



## April 2026 Website Traffic



## April 2026 Top Pages

1. /obparks.org
2. /Program Guides
3. /Swim Central
4. /Family Recreation Center
5. /Membership
6. /Programs
7. /Central Park West
8. /Employment
9. /Aquatic Parties
10. /Parties and Rentals

## obparks.org Acquisition Value

| Referral Percentage Values | April 2026 | April 2025 |
|----------------------------|------------|------------|
| Direct:                    | 33.8%      | 24.3%      |
| Organic Search:            | 62.8%      | 71.6%      |
| Social:                    | 1.6%       | 1%         |
| Referrals:                 | 1.8%       | 2%         |



## Oak Brook Park District Facility Statistics and Data

### Facility Rentals

| 24/25 FY                 | MAY      | JUNE     | JULY     | AUG      | SEPT     | OCT      | NOV      | DEC      | JAN      | FEB      | MARCH    | APRIL    | Total     |
|--------------------------|----------|----------|----------|----------|----------|----------|----------|----------|----------|----------|----------|----------|-----------|
| <b>Gym Rentals Hours</b> | 242      | 272      | 259      | 376      | 307      | 400      | 376      | 322      | 448      | 370      | 298      | 313      | 3,981     |
| <b>Gym Revenue</b>       | \$13,287 | \$14,079 | \$13,610 | \$20,647 | \$16,279 | \$22,172 | \$20,101 | \$18,352 | \$23,661 | \$20,107 | \$14,936 | \$16,608 | \$213,837 |
| <b>Room Rentals</b>      | 21       | 18       | 15       | 19       | 15       | 31       | 21       | 21       | 26       | 14       | 7        | 16       | 224       |
| <b>Room Revenue</b>      | \$900    | \$520    | \$700    | \$1,250  | \$430    | \$1,650  | \$1,190  | \$2,320  | \$2,096  | \$1,960  | \$230    | \$480    | \$13,726  |
| <b>CPW Rentals</b>       | NA       | NA       | NA       | NA       | NA       | NA       | NA       | NA       | 1        | 7        | 8        | 8        | 24        |
| <b>CPW Revenue</b>       | NA       | NA       | NA       | NA       | NA       | NA       | NA       | NA       | \$650    | \$3,635  | \$3,100  | \$3,800  | \$11,185  |

| 25/26 FY                 | MAY      | JUNE     | JULY     | AUG      | SEPT     | OCT      | NOV      | DEC      | JAN      | FEB      | MARCH    | APRIL    | Total     |
|--------------------------|----------|----------|----------|----------|----------|----------|----------|----------|----------|----------|----------|----------|-----------|
| <b>Gym Rentals Hours</b> | 288      | 266      | 322      | 286      | 280      | 346      | 312      | 303      | 420      | 341      | 288      | 298      | 3,748     |
| <b>Gym Revenue</b>       | \$14,128 | \$15,389 | \$18,080 | \$16,012 | \$15,431 | \$19,099 | \$17,232 | \$16,988 | \$23,131 | \$18,098 | \$15,704 | \$16,267 | \$205,557 |
| <b>Room Rentals</b>      | 26       | 23       | 17       | 22       | 36       | 46       | 29       | 25       | 20       | 24       | 36       | 20       | 324       |
| <b>Room Revenue</b>      | \$1,800  | \$960    | \$630    | \$720    | \$1,360  | \$1,990  | \$860    | \$2,310  | \$2,744  | \$810    | \$2,650  | \$880    | \$17,714  |
| <b>CPW Rentals</b>       | 7        | 9        | 6        | 9        | 6        | 6        | 7        | 1        | 2        | 5        | 11       | 3        | 72        |
| <b>CPW Revenue</b>       | \$3,595  | \$5,875  | \$4,790  | \$6,876  | \$3,925  | \$3,700  | \$4,500  | \$270    | \$1,200  | \$4,650  | \$7,045  | \$2,275  | \$48,701  |

| Totals                   | 20-21     | 21-22     | 22-23     | 23-24     | 24-25     | 25-26     |
|--------------------------|-----------|-----------|-----------|-----------|-----------|-----------|
| <b>Gym Rentals Hours</b> | 4,195     | 4,874     | 4,379     | 4,441     | 3,981     | 3,748     |
| <b>Gym Revenue</b>       | \$207,521 | \$261,155 | \$228,514 | \$227,924 | \$213,837 | \$205,557 |
| <b>Room Rentals</b>      | 0         | 10        | 79        | 203       | 224       | 324       |
| <b>Room Revenue</b>      | \$0       | \$700     | \$7,355   | \$7,335   | \$13,726  | \$17,714  |
| <b>CPW Rentals</b>       | 20        | 73        | 88        | 74        | 24        | 72        |
| <b>CPW Revenue</b>       | \$12,938  | \$48,226  | \$54,458  | \$50,951  | \$11,185  | \$48,701  |



# Oak Brook Park District Facility Statistics and Data

## Outdoor Pickleball Court Rentals

| 24/25 FY             | MAY       | JUNE      | JULY      | AUG       | SEPT      | OCT       | NOV  | DEC  | JAN  | FEB  | MARCH    | APRIL     | Total       |
|----------------------|-----------|-----------|-----------|-----------|-----------|-----------|------|------|------|------|----------|-----------|-------------|
| <b>Court Rentals</b> | 107       | 108       | 126       | 106       | 104       | 69        | 22   | 2    | 0    | 0    | 6        | 12        | 662         |
| <b>Court Hours</b>   | 294       | 391       | 436       | 421       | 333       | 238       | 103  | 9    | 0    | 0    | 16       | 36        | 2,275       |
| <b>Revenue</b>       | \$ 680.00 | \$ 660.00 | \$ 650.00 | \$ 510.00 | \$ 260.00 | \$ 260.00 | \$ - | \$ - | \$ - | \$ - | \$ 70.00 | \$ 200.00 | \$ 3,290.00 |

| 25/26 FY             | MAY       | JUNE      | JULY      | AUG       | SEPT      | OCT       | NOV      | DEC | JAN | FEB | MARCH    | APRIL    | Total       |
|----------------------|-----------|-----------|-----------|-----------|-----------|-----------|----------|-----|-----|-----|----------|----------|-------------|
| <b>Court Rentals</b> | 67        | 170       | 134       | 144       | 84        | 65        | 10       | 0   | 0   | 0   | 32       | 49       | 755         |
| <b>Court Hours</b>   | 217       | 310       | 253       | 271       | 161       | 135       | 18       | 0   | 0   | 0   | 60       | 92       | 1,517       |
| <b>Revenue</b>       | \$ 610.00 | \$ 670.00 | \$ 560.00 | \$ 430.00 | \$ 360.00 | \$ 280.00 | \$ 30.00 |     |     |     | \$ 30.00 | \$ 60.00 | \$ 3,030.00 |

| Totals               | 23-24      | 24-25      | 25-26      |
|----------------------|------------|------------|------------|
| <b>Court Rentals</b> | 821        | 662        | 755        |
| <b>Court Hours</b>   | 2,326      | 2,275      | 1,517      |
| <b>Total Revenue</b> | \$3,280.00 | \$3,290.00 | \$3,030.00 |

**Athletic Field Usage Report**  
**Evergreen Bank Group Athletic Turf Field**

| FY      | Month   | May     | June    | July     | August  | September | October | November | December | January | Feb     | March    | April   | TOTALS    |
|---------|---------|---------|---------|----------|---------|-----------|---------|----------|----------|---------|---------|----------|---------|-----------|
| 24 - 25 | Hours   | 193     | 189     | 127      | 87      | 187       | 199     | 101      | 16       | 5       | 14.5    | 88.75    | 171     | 1,377     |
|         | Revenue | \$8,183 | \$9,843 | \$73,182 | \$3,740 | \$6,283   | \$8,098 | \$5,975  | \$16,154 | \$383   | \$1,448 | \$10,495 | \$7,615 | \$151,397 |

|         |         |         |         |         |           |           |           |          |          |          |          |           |           |           |
|---------|---------|---------|---------|---------|-----------|-----------|-----------|----------|----------|----------|----------|-----------|-----------|-----------|
| 25 - 26 | Hours   | 202     | 188     | 156     | 204       | 226       | 238       | 120      | 1        | 0        | 46       | 153       | 211       | 1,745     |
|         | Revenue | \$8,123 | \$9,483 | \$8,215 | \$4,983   | \$1,645   | \$1,205   | \$1,338  | \$55     | \$0      | \$4,485  | \$1,350   | \$788     | \$190,669 |
| Wizards | Revenue |         |         |         | \$ 15,000 | \$ 15,000 | \$ 15,000 | \$ 4,000 | \$ -     | \$ -     | \$ -     | \$ 18,000 | \$ 15,000 | \$ 82,000 |
| Eclipse | Revenue |         |         |         | \$ 10,000 | \$ 10,000 | \$ 10,000 | \$ 4,000 | \$ 4,000 | \$ 3,000 | \$ 3,000 | \$ 13,000 | \$ 10,000 | \$ 67,000 |

**Natural Grass Soccer Fields**

| FY      | Month   | May      | June    | July     | August  | September | October  | November | December | January | Feb | March | April    | TOTALS    |
|---------|---------|----------|---------|----------|---------|-----------|----------|----------|----------|---------|-----|-------|----------|-----------|
| 24 - 25 | Hours   | 2,054    | 1,154   | 421      | 670     | 1930      | 1,753    | 557      | 0        | 0       | 0   | 0     | 1613     | 10,152    |
|         | Revenue | \$16,100 | \$9,856 | \$67,025 | \$6,720 | \$7,480   | \$11,280 | \$1,563  | \$8,000  | \$0     | \$0 | \$0   | \$10,025 | \$138,332 |

|         |         |          |          |         |          |          |          |          |      |      |      |      |          |           |
|---------|---------|----------|----------|---------|----------|----------|----------|----------|------|------|------|------|----------|-----------|
| 25 - 26 | Hours   | 2,371    | 1,188    | 283     | 906      | 2,600    | 2,605    | 877      | 0    | 0    | 0    | 0    | 2076     | 12,906    |
|         | Revenue | \$24,860 | \$12,475 | \$9,879 | \$4,831  | \$8,450  | \$3,975  | \$450    | \$0  | \$0  | \$0  | \$0  | \$5,125  | \$101,045 |
| Wizards | Revenue |          |          |         | \$ 4,000 | \$ 4,500 | \$ 4,000 | \$ 1,000 | \$ - | \$ - | \$ - | \$ - | \$ 4,500 | \$ 18,000 |
| Eclipse | Revenue |          |          |         | \$ 3,000 | \$ 3,000 | \$ 3,000 | \$ 1,000 | \$ - | \$ - | \$ - | \$ - | \$ 3,000 | \$ 13,000 |

**Baseball Fields**

| FY      | Month   | May     | June    | July    | August  | September | October | November | December | January | Feb | March | April   | TOTALS   |
|---------|---------|---------|---------|---------|---------|-----------|---------|----------|----------|---------|-----|-------|---------|----------|
| 24 - 25 | Hours   | 411     | 288     | 161     | 75      | 149       | 201     | 0        | 0        | 0       | 0   | 0     | 219     | 1,504    |
|         | Revenue | \$7,740 | \$9,798 | \$3,429 | \$3,298 | \$5,529   | \$7,758 | \$0      | \$0      | \$0     | \$0 | \$0   | \$8,190 | \$45,741 |

|         |         |         |          |         |         |          |          |         |     |     |     |     |         |          |
|---------|---------|---------|----------|---------|---------|----------|----------|---------|-----|-----|-----|-----|---------|----------|
| 25 - 26 | Hours   | 324     | 276      | 211     | 119     | 246      | 210      | 14      | 0   | 0   | 0   | 0   | 106.75  | 1,507    |
|         | Revenue | \$6,913 | \$10,690 | \$5,005 | \$5,428 | \$12,500 | \$17,790 | \$1,533 | \$0 | \$0 | \$0 | \$0 | \$4,300 | \$64,159 |

**Totals**

| FY      | Month   | May      | June     | July      | August   | September | October  | November | December | January | Feb     | March    | April    | TOTALS    |
|---------|---------|----------|----------|-----------|----------|-----------|----------|----------|----------|---------|---------|----------|----------|-----------|
| 24 - 25 | Hours   | 2,658    | 1,630    | 709       | 832      | 2,266     | 2,153    | 658      | 16       | 5       | 15      | 89       | 2,003    | 13,032    |
|         | Revenue | \$32,023 | \$29,497 | \$143,636 | \$13,758 | \$19,291  | \$27,135 | \$7,538  | \$24,154 | \$383   | \$1,448 | \$10,495 | \$25,830 | \$335,186 |

|         |         |          |          |          |          |          |          |          |         |         |         |          |          |           |
|---------|---------|----------|----------|----------|----------|----------|----------|----------|---------|---------|---------|----------|----------|-----------|
| 25 - 26 | Hours   | 2,897    | 1,652    | 650      | 1,229    | 3,072    | 3,053    | 1,011    | 1       | 0       | 46      | 153      | 2,394    | 16,158    |
|         | Revenue | \$39,896 | \$32,648 | \$23,099 | \$47,242 | \$55,095 | \$54,970 | \$13,321 | \$4,055 | \$3,000 | \$7,485 | \$32,350 | \$42,713 | \$355,873 |

March 2025

Winter 2025

| District      | Registered Participants |
|---------------|-------------------------|
| Burr Ridge    | 3                       |
| Elmhurst      | 63                      |
| Hinsdale      | 20                      |
| Oak Brook     | 8                       |
| Pleasant Dale | 2                       |
| Westchester   | 4                       |
| Countryside   | 2                       |
| York Center   | 0                       |
| Non-resident  | 11                      |
| <b>Total</b>  | <b>113</b>              |

Winter 2026

| District      | Registered Participants | Number of Programs |
|---------------|-------------------------|--------------------|
| Burr Ridge    | 5                       | 19                 |
| Elmhurst      | 68                      | 233                |
| Hinsdale      | 13                      | 68                 |
| Oak Brook     | 6                       | 29                 |
| Pleasant Dale | 1                       | 1                  |
| Westchester   | 4                       | 13                 |
| Countryside   | 2                       | 10                 |
| York Center   | 0                       | 0                  |
| Non-resident  | 10                      | 31                 |
| <b>Total</b>  | <b>110</b>              | <b>404</b>         |

Spring 2025

| District      | Registered Participants |
|---------------|-------------------------|
| Burr Ridge    | 4                       |
| Elmhurst      | 73                      |
| Hinsdale      | 23                      |
| Oak Brook     | 8                       |
| Pleasant Dale | 2                       |
| Westchester   | 4                       |
| Countryside   | 2                       |
| York Center   | 0                       |
| Non-resident  | 15                      |
| <b>Total</b>  | <b>131</b>              |

Spring 2026

| District      | Registered Participants | Number of Programs |
|---------------|-------------------------|--------------------|
| Burr Ridge    | 6                       | 23                 |
| Elmhurst      | 73                      | 216                |
| Hinsdale      | 17                      | 62                 |
| Oak Brook     | 6                       | 23                 |
| Pleasant Dale | 2                       | 4                  |
| Westchester   | 5                       | 15                 |
| Countryside   | 2                       | 10                 |
| York Center   | 0                       | 0                  |
| Non-resident  | 12                      | 30                 |
| <b>Total</b>  | <b>123</b>              | <b>383</b>         |

Winter 2026 Program Line Up (Dates: January 12 – March 31)

- Elevate Day Services (M-F)
- 20 Weekly Youth and Adult
- 3 Gators Athletics – Basketball, Swimming, Indoor Soccer
- 9 Winter Special Events (January – March)
- Spring Break Camp (youth & teens)
- 

Spring 2026 Program Line Up (Dates: April 6 – May 23)

- Elevate Day Services (M-F)
- 24 Weekly Youth and Adult
- 3 Gators Athletics –Swimming, Soccer, Track and Field, Floor Hockey, Flag Football, Softball
- 5 Winter Special Events (April – May)

## Elevate

| District     | Registered Participants |
|--------------|-------------------------|
| Burr Ridge   | 5                       |
| Elmhurst     | 5                       |
| Hinsdale     | 4                       |
| Oak Brook    | 3                       |
| Westchester  | 1                       |
| <b>Total</b> | <b>18</b>               |

### Currently:

Mondays - 11  
Tuesdays - 11  
Wednesdays - 12  
Thursday - 12  
Fridays - 12



## Gateway Vehicles Update as of 4/8/2026

| Vehicle # | Type                                     | Year | Mileage | Maintenance | Plans |
|-----------|--|------|---------|-------------|-------|
| 298       | 15p Ford Transit                         | 2019 | 28, 809 | None        | None  |
| 312       | 15p Ford Transit                         | 2023 | 28, 942 | None        | None  |
| 320       | Paratransit Bus<br>Ford E450<br>15P + WC | 2025 | 7, 517  | None        | None  |

## **Summer Day Camp**

Registration began on March 2. Locations: 2 – Elmhurst, 1 – Hinsdale, and 1 – Countryside. All camps have ESY options.

## **Summer 2026**

Digital copies are attached to email packet. Registration begins April 18. Highlights – Unified Volleyball, Flag Football, Senior Travelers, Youth/Teen special events, August Adventure Days, Summer Vacation Trip to Door County.

## **Ongoing - 2026 Promotion & Visibility Focus**

### **Social Media & Communications Update**

- Recent Activity: Gateway SRA has streamlined its digital presence through a structured weekly content strategy, resulting in a strong engagement rate averaging 331 views per post across Meta platforms (Facebook and Instagram). A major highlight this period was the coverage of the Gators State Basketball competition for Special Olympics Illinois, which drove significant community interaction. Our current "Content Week" includes but not limited to:
  - Mondays: Summer Camp features & promotion.
  - Tuesdays: Targeted seasonal staff recruitment.
  - Wednesdays: Fitness highlights and special events.
  - Thursdays: Double-feature coverage of Travelers programs.
  - Fridays: Weekly Elevate program recaps.
- Upcoming Focus: Over the next month, we will continue to utilize this consistent posting schedule to maximize summer camp enrollment and seasonal hiring. By leveraging the ongoing "Built at Gateway SRA" series alongside our weekly recaps, we aim to maintain high visibility and further deepen community awareness of our program's impact.

## **March Program Highlights**

SOI State Basketball yellow 4<sup>th</sup>, Blue 3<sup>rd</sup>, White 3<sup>rd</sup>, Red 4<sup>th</sup> – Luck O Irish Dance – Chicago Bulls Game – Nature Museum – Railroad Museum – Spring Break Camp - SOI Swimming Qualifier



| <b><u>Strategic Priority</u></b> | <b><u>3-Year Goal</u></b>                       | <b><u>FY26 Focus (Stabilize)</u></b>     | <b><u>FY26 Status &amp; Notes</u></b>  | <b><u>FY27 Focus (Grow)</u></b>     | <b><u>FY28 Focus (Sustain)</u></b> | <b><u>Success Measures</u></b> |
|----------------------------------|---|--|--|-------------------------------------|------------------------------------|--------------------------------|
| Program Growth                   | Maintain quality & prepare for growth           | Stabilize enrollment & refine mix        | In Progress: Auditing registration/waitlist data.  | Expand high-demand programs         | Scale high-impact services         | Enrollment, Retention          |
| Elevate Weekday                  | Strategic growth while maintaining quality      | Maintain quality & staffing stability    | Active: "Weekly Elevate Recaps" social campaign driving high engagement and family visibility. | Strengthen operations for expansion | Expand enrollment & days           | Growth, Satisfaction           |
| Youth & Young Athletes           | Strengthen as a long-term pipeline              | Rebuild foundation & increase outreach   | On Track: Engaging families on youth initiatives   | Expand youth pathways               | Sustain & evaluate expansion       | Enrollment, Referrals          |
| Inclusion & Unified              | Expand access & unified pathways                | Strengthen partnerships & track outcomes | On Track: Stronger Special Olympics IL storytelling.   | Increase progression opportunities  | Formalize sustainable model        | Participation, Data            |
| Outreach & Marketing             | Improve awareness via consistent messaging      | Implement simple marketing system        | Complete: M-F content calendar active on Meta.   | Strengthen PR & referral pipelines  | Maintain visibility & impact       | Engagement, Growth             |
| Financial & Governance           | Long-term stability & diversified revenue       | Strengthen tracking & pricing reviews    | In Progress: Reviewing Q4 pricing & revenue diversity.   | Expand grants & fundraising         | Secure multi-year funding          | Revenue, Reserves              |
| Staffing & Capacity              | Support staff growth & long-term sustainability | Strengthen training & role clarity       | Active: "Hiring Tuesdays" for summer recruitment.  | Build leadership & staff pipeline   | Maintain sustainable ratios        | Retention, Coverage            |
| Resources & Invest.              | Maximize facility & equipment use               | Optimize current improvements            | Underway: Summer equipment readiness review complete.  | Identify capital & resource needs   | Implement long-term facility plan  | Utilization, Planning          |



# OBJECTIVES AND KEY RESULTS

May 1, 2025 - April 30, 2026

MONTHLY UPDATE APRIL 2026

## Accomplish 6 of 6 OKR's: May 1, 2025 – April 30, 2026

“Accomplish” means 2 of 3 subgoals (A,B,C) under each main objective, are completed.

### 1. HOLISTIC WELLNESS

COMPLETE?

- A Create 4 new wellness opportunities to promote community, growth, and reflection.
  1. Holistic Home for the Holidays
  2. Floating Pool Meditation & Sound Bath
  3. National Human Trafficking Awareness Informative Program
  4. Kitten Pilates Fitness Class
- B Introduce 2 new cultural dance opportunities.
  1. August Fitness Dance Sampler
  2. Spring Break Fitness Dance Sampler
- C Involve 25 new participants in Cardio Tennis classes.



1

25

### 2. ENVIRONMENTAL STEWARDSHIP

COMPLETE?

- A Convert 1 acre of turf grass in parks to natural areas.
- B Convert 5 paper forms from print to digital.
  1. Personal Training Inquiry Form
  2. FRC Membership Hold/Cancellation
  3. Time Off Request Form
  4. New Hire Part-Time Goal Form
  5. Digital Comment Card
- C Plant 50 new trees in the parks.

50



0



90

# OBJECTIVES AND KEY RESULTS

### 3. INCLUSION

COMPLETE?

- A Partner with Gateway for a special inclusive event.
  1. Aquatic Duck Derby
- B Create 3 new successful inclusive programs.
  2. Sensory Time at Winter Lights
  3. Aging Gracefully Wellness Seminar
  4. Spring Pottery Painting Program
- C Complete 25 recommended ADA facility and park upgrades.

25

1 25

### 4. TEAMWORK

COMPLETE?

- A Develop and implement a customer service representative digital passport.
- B Complete 5 in-house improvement projects with a total of \$10,000 cost savings.
  1. Meeting Room/Studios Phones and Digital Signage Installation
  2. Leisure Pool Pump Replacement
  3. FRC lower-level bathrooms ejector pump
  4. Replacement of FRC bollard lights
  5. Central Park West kitchen renovation
- C Exceed revenue budget by \$30,000 between the General, Recreation, & Tennis Funds.  
(\*Excludes Property and Replacement Taxes, Investment Income, and Overhead Revenue)

| Month     | Revenue        |
|-----------|----------------|
| May       | \$992,837      |
| June      | \$1,564,780    |
| July      | \$2,203,523    |
| August    | \$3,030,759    |
| September | \$3,602,772    |
| October   | \$4,262,426    |
| November  | \$4,835,756.76 |
| December  | \$5,542,056.21 |
| January   | \$6,339,885.62 |
| February  | \$6,902,459.74 |
| March     | \$7,502,488.56 |
| April     | \$7,823,187.43 |

Oak Brook  
Park District  
A National Gold Medal Agency

www.obparks.org

/obparks/



# OBJECTIVES AND KEY RESULTS

## 5. COMMUNITY ENGAGEMENT

COMPLETE?  (2 of 3)

Collect feedback from 500 In-District participants through focus groups, public forums, surveys and evaluations.

1. 25 participated in focus groups discussions
2. 78 Healthcare Membership survey responses
3. 37 Pioneer and Program Participant survey responses
4. 26 Comment Card responses
5. 29 participated in Board Meeting Public Forum

B Host two new events for the community to attend without registration fee.

1. Harmony in the Park
2. 2. Veterans Luncheon

C Create a Youth Advisory Task Force and implement 3 recommendations.

1. Create and publish a monthly Open Gym Basketball schedule.
2. Develop T.E.A.M. Impact for teens seeking volunteer and community service opportunities.
3. Increase marketing efforts targeted to teens to promote open pickleball times.

Implement 5-10 recommendations

1. Implemented texting registration dates from public forum suggestions.
2. Offering more Human Reformer Pilates classes.
3. Increased Open Gym (basketball) availability.
4. The Tennis Center implemented advanced court registration for In-District.
5. Implemented a dedicated lap lane at Swim Central.

## 6. OPEN COMMUNICATION

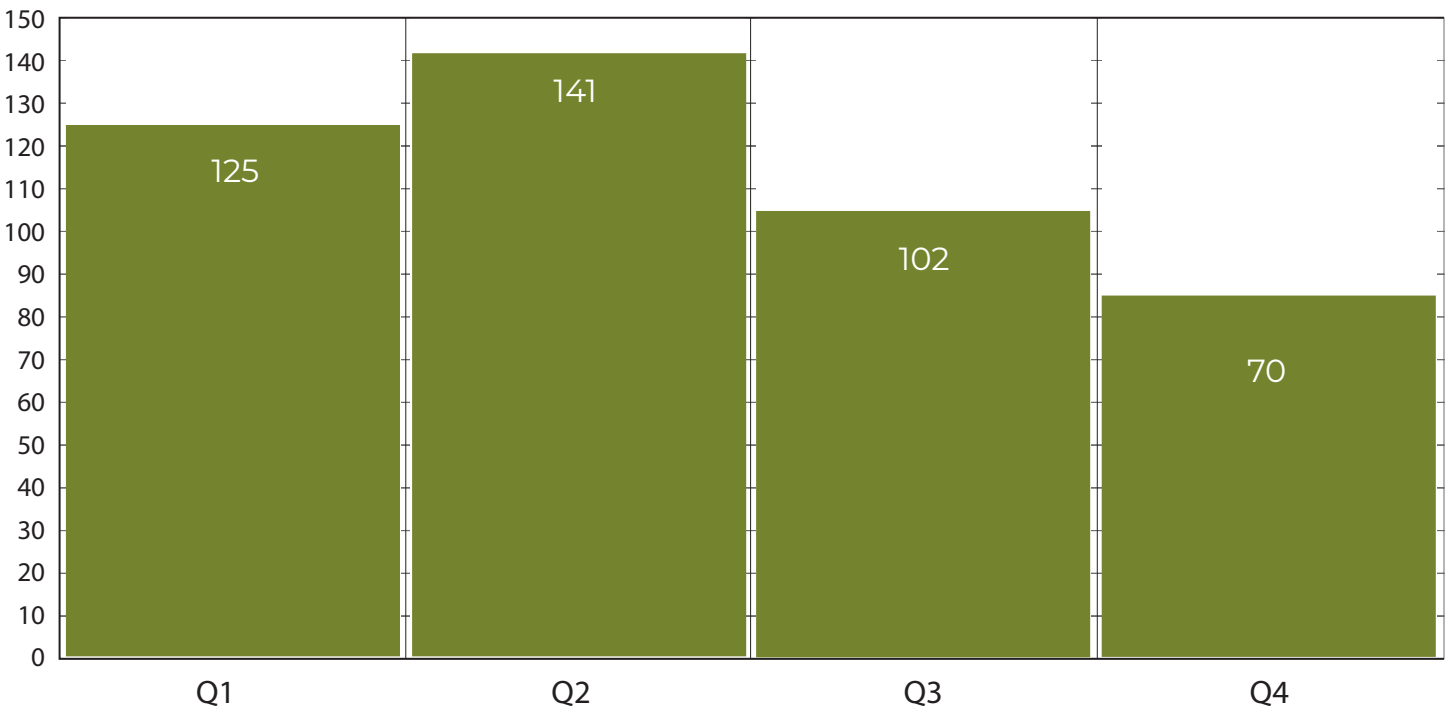
COMPLETE?  (2 of 3)

A Implement audio recording at Board Meetings.

B Submit Government Finance Officers Association (GFOA) Budget Application and address feedback for resubmission.

C Create an OBPD quarterly newsletter tracking engagement to increase each quarter.

Newsletter Tracking Engagement:





**May 1, 2025 - April 30, 2026**

| <b>Employee Status</b>                            | <b>Accomplish 6 of 6 OKR's</b>   |
|---|--|
| Part-Time <400 Hours Annually                     | No Bonus PTO hours   |
| Part-Time 400-999 Hours Annually                  | Cash payout of 8 PTO hours   |
| Part-Time 1000-1,500 Hours Annually               | Cash payout of 16 PTO hours  |
| *CPI & Full-Time 1,501 and Greater Hours Annually | Credit of 24 bonus PTO hours. Hours do not roll forward into the subsequent fiscal year. |

\*CPI employees and full-time employees with 20 or more years of service, can elect to receive a pay-out of any bonus PTO hours awarded to them. Each hour is paid out at \$20.00 an hour.



# Memo

To: Board of Commissioners  
From: Bob Johnson, Deputy Director  
Date: April 20, 2026  
Re: Board Report

---

## Parks

- Bob, Jake, and Alin met with Village of Oak Brook Building Department staff and the architect/engineering team regarding the tennis court replacement and ball field parking lot projects. The discussion focused on the stormwater management requirements and Best Management Practices (BMP's) associated with the projects.
- As part of Earth Month, 400 tree saplings and 150 boxes of wildflower seeds were distributed, supporting community greening efforts and environmental stewardship.
- Pothole repairs throughout Central Park Campus have been completed.
- Park staff completed fertilization of the grass athletic fields following the early-May lacrosse tournament and will begin turf restoration and repair work on the natural grass fields upon completion of the mid-May soccer tournament.
- Perennial plants have been planted around monument signs and planters throughout Central Park.

## Aquatics

- The pre-season preparation is underway for the opening of Splash Island. The Maintenance Department is checking all the water features and pumps for proper operation. The Safety Team is training for new and returning Managers and Lifeguards. Splash Island opening day is Saturday, May 23.
- The Winter/Spring Swim Lesson sessions finished the week of May 11. Each swimmer receives a skills card assessing their level. The Aquatic Programming Department then transitions to the summer season with onboarding new instructors and hosting in-service training.
- The USMS Swim Team is kicking off its summer season. Coach Devin shared that a new swimmer, age 69, recently learned to dive from the starting blocks and is ready to compete this summer.
- Valerie Louthan presented American Red Cross Whales Tales Water Safety to the ABC Preschool students. This program teaches basic water safety skills and awareness through mini activities and storytelling to stay safe in and around water.
- The Aquatics Department successfully hosted a two-month food drive benefiting the DuPage County Salvation Army Food Bank to help support local families experiencing food insecurity.

## **Facilities and Maintenance**

- Over 1,300 participants took to the pathways of Central Park Campus for the annual Pink 5k to support cancer awareness, honor survivors and those affected by breast cancer, and help raise funds to Open Arms Breast Cancer Outreach Fund, which provides free mammograms and diagnostic services.
- The Family Recreation Center gym lobby furniture has been replaced with accessible seating to provide a more comfortable and welcoming space for patrons to enjoy during their downtime between open gym and pickleball activities.
- Fit Central added a NuStep Recumbent Cross Trainer, which is a low-impact cardio machine designed to provide a full body workout while reducing stress on the joints. This new addition reduces wait times during busy periods and better accommodates participants seeking comfortable cardiovascular exercise.
- The Family Recreation Center now has a free Disc Golf Library conveniently located within the Book Nook. It allows community members to borrow discs and try the sport without needing to purchase their own equipment, making the activity more accessible and affordable for all ages. It also promotes outdoor recreation on the Central Park Campus.
- Staff completed several HVAC repairs, including replacement of the boiler damper actuator, installation of a new communication board in rooftop unit #5 to address control issues, and replacement of the VAV system and transformer in the Rainbow Preschool room.
- Electrical repairs included troubleshooting and replacing a faulty breaker serving the north restrooms, replacement of a restroom exhaust fan motor, troubleshooting and rewiring five parking lot light fixtures, and installing new wiring for the flagpole lighting system at the Family Recreation Center.
- The facility maintenance team completed wall patching and painting in several areas around the Family Recreation Center, including Autumn Oaks, the lower gym lobby, and the aquatic manager's office.



| 2026 Membership Package Data |             |           |                 |       |                              |             |           |                 |       |                              |             |           |                 |       |                              |             |           |                 |       |                              |
|------------------------------|-------------|-----------|-----------------|-------|------------------------------|-------------|-----------|-----------------|-------|------------------------------|-------------|-----------|-----------------|-------|------------------------------|-------------|-----------|-----------------|-------|------------------------------|
|                              | January     |           |                 |       |                              | February    |           |                 |       |                              | March       |           |                 |       |                              | April       |           |                 |       |                              |
|                              | In District | Corporate | Out of District | Total | % In District with Corporate | In District | Corporate | Out of District | Total | % In District with Corporate | In District | Corporate | Out of District | Total | % In District with Corporate | In District | Corporate | Out of District | Total | % In District with Corporate |
| Central Park Campus          | 37          | 4         | 32              | 73    | 56%                          | 38          | 4         | 33              | 75    | 56%                          | 36          | 4         | 31              | 71    | 56%                          | 36          | 3         | 30              | 69    | 57%                          |
| Family Recreation Center     | 688         | 159       | 986             | 1833  | 46%                          | 684         | 164       | 985             | 1833  | 46%                          | 670         | 164       | 1092            | 1926  | 43%                          | 678         | 163       | 977             | 1818  | 46%                          |
| SilverSneakers               | 298         |           | 1224            | 1522  | 20%                          | 291         |           | 1186            | 1477  | 20%                          | 292         |           | 1178            | 1470  | 20%                          | 295         |           | 1163            | 1458  | 20%                          |
| Renew Active                 | 108         |           | 436             | 544   | 20%                          | 107         |           | 421             | 528   | 20%                          | 111         |           | 410             | 521   | 21%                          | 111         |           | 404             | 515   | 22%                          |
| Total Memberships            | 1131        | 163       | 2678            | 3972  | 33%                          | 1120        | 168       | 2625            | 3913  | 33%                          | 1109        | 168       | 2711            | 3988  | 32%                          | 1120        | 166       | 2574            | 3860  | 33%                          |

|                          | May         |           |                 |       |                              | June        |           |                 |       |                              | July        |           |                 |       |                              | August      |           |                 |       |                              |
|--------------------------|-------------|-----------|-----------------|-------|------------------------------|-------------|-----------|-----------------|-------|------------------------------|-------------|-----------|-----------------|-------|------------------------------|-------------|-----------|-----------------|-------|------------------------------|
|                          | In District | Corporate | Out of District | Total | % In District with Corporate | In District | Corporate | Out of District | Total | % In District with Corporate | In District | Corporate | Out of District | Total | % In District with Corporate | In District | Corporate | Out of District | Total | % In District with Corporate |
| Central Park Campus      |             |           |                 |       |                              |             |           |                 |       |                              |             |           |                 |       |                              |             |           |                 |       |                              |
| Family Recreation Center |             |           |                 |       |                              |             |           |                 |       |                              |             |           |                 |       |                              |             |           |                 |       |                              |
| SilverSneakers           |             |           |                 |       |                              |             |           |                 |       |                              |             |           |                 |       |                              |             |           |                 |       |                              |
| Renew Active             |             |           |                 |       |                              |             |           |                 |       |                              |             |           |                 |       |                              |             |           |                 |       |                              |
| Total Memberships        |             |           |                 |       |                              |             |           |                 |       |                              |             |           |                 |       |                              |             |           |                 |       |                              |

|                          | September   |           |                 |       |                              | October     |           |                 |       |                              | November    |           |                 |       |                              | December    |           |                 |       |                              |
|--------------------------|-------------|-----------|-----------------|-------|------------------------------|-------------|-----------|-----------------|-------|------------------------------|-------------|-----------|-----------------|-------|------------------------------|-------------|-----------|-----------------|-------|------------------------------|
|                          | In District | Corporate | Out of District | Total | % In District with Corporate | In District | Corporate | Out of District | Total | % In District with Corporate | In District | Corporate | Out of District | Total | % In District with Corporate | In District | Corporate | Out of District | Total | % In District with Corporate |
| Central Park Campus      |             |           |                 |       |                              |             |           |                 |       |                              |             |           |                 |       |                              |             |           |                 |       |                              |
| Family Recreation Center |             |           |                 |       |                              |             |           |                 |       |                              |             |           |                 |       |                              |             |           |                 |       |                              |
| SilverSneakers           |             |           |                 |       |                              |             |           |                 |       |                              |             |           |                 |       |                              |             |           |                 |       |                              |
| Renew Active             |             |           |                 |       |                              |             |           |                 |       |                              |             |           |                 |       |                              |             |           |                 |       |                              |
| Total Memberships        |             |           |                 |       |                              |             |           |                 |       |                              |             |           |                 |       |                              |             |           |                 |       |                              |

| 2025 Membership Package Data |             |           |                 |       |                              |             |           |                 |       |                              |             |           |                 |       |                              |             |           |                 |       |                              |
|------------------------------|-------------|-----------|-----------------|-------|------------------------------|-------------|-----------|-----------------|-------|------------------------------|-------------|-----------|-----------------|-------|------------------------------|-------------|-----------|-----------------|-------|------------------------------|
|                              | January     |           |                 |       |                              | February    |           |                 |       |                              | March       |           |                 |       |                              | April       |           |                 |       |                              |
|                              | In District | Corporate | Out of District | Total | % In District with Corporate | In District | Corporate | Out of District | Total | % In District with Corporate | In District | Corporate | Out of District | Total | % In District with Corporate | In District | Corporate | Out of District | Total | % In District with Corporate |
| Central Park Campus          | 33          | 1         | 35              | 69    | 49%                          | 39          | 3         | 41              | 83    | 51%                          | 38          | 1         | 38              | 77    | 51%                          | 38          | 1         | 37              | 76    | 51%                          |
| Family Recreation Center     | 678         | 168       | 939             | 1785  | 47%                          | 678         | 143       | 946             | 1767  | 46%                          | 659         | 168       | 919             | 1746  | 47%                          | 659         | 170       | 919             | 1748  | 47%                          |
| SilverSneakers               | 262         |           | 1095            | 1357  | 19%                          | 273         |           | 972             | 1245  | 22%                          | 287         |           | 1012            | 1299  | 22%                          | 288         |           | 1038            | 1326  | 22%                          |
| Renew Active                 | 99          |           | 377             | 476   | 21%                          | 102         |           | 320             | 422   | 24%                          | 104         |           | 342             | 446   | 23%                          | 107         |           | 352             | 459   | 23%                          |
| Total Memberships            | 1072        | 169       | 2446            | 3687  | 34%                          | 1092        | 146       | 2279            | 3517  | 35%                          | 1088        | 169       | 2311            | 3568  | 35%                          | 1092        | 171       | 2346            | 3609  | 35%                          |

|                          | May         |           |                 |       |                              | June        |           |                 |       |                              | July        |           |                 |       |                              | August      |           |                 |       |                              |
|--------------------------|-------------|-----------|-----------------|-------|------------------------------|-------------|-----------|-----------------|-------|------------------------------|-------------|-----------|-----------------|-------|------------------------------|-------------|-----------|-----------------|-------|------------------------------|
|                          | In District | Corporate | Out of District | Total | % In District with Corporate | In District | Corporate | Out of District | Total | % In District with Corporate | In District | Corporate | Out of District | Total | % In District with Corporate | In District | Corporate | Out of District | Total | % In District with Corporate |
| Central Park Campus      | 38          | 1         | 37              | 76    | 51%                          | 38          | 1         | 37              | 76    | 51%                          | 39          | 1         | 36              | 76    | 53%                          | 38          | 3         | 31              | 72    | 57%                          |
| Family Recreation Center | 671         | 166       | 923             | 1760  | 48%                          | 681         | 163       | 954             | 1798  | 47%                          | 690         | 167       | 954             | 1811  | 47%                          | 685         | 159       | 949             | 1793  | 47%                          |
| SilverSneakers           | 293         |           | 1058            | 1351  | 22%                          | 295         |           | 1092            | 1387  | 21%                          | 304         |           | 1119            | 1423  | 21%                          | 310         |           | 1149            | 1459  | 21%                          |
| Renew Active             | 107         |           | 367             | 474   | 23%                          | 109         |           | 380             | 489   | 22%                          | 111         |           | 390             | 501   | 22%                          | 114         |           | 396             | 510   | 22%                          |
| Total Memberships        | 1109        | 167       | 2385            | 3661  | 35%                          | 1123        | 164       | 2463            | 3750  | 34%                          | 1144        | 168       | 2499            | 3811  | 34%                          | 1147        | 162       | 2525            | 3834  | 34%                          |

|                          | September   |           |                 |       |                              | October     |           |                 |       |                              | November    |           |                 |       |                              | December    |           |                 |       |                              |
|--------------------------|-------------|-----------|-----------------|-------|------------------------------|-------------|-----------|-----------------|-------|------------------------------|-------------|-----------|-----------------|-------|------------------------------|-------------|-----------|-----------------|-------|------------------------------|
|                          | In District | Corporate | Out of District | Total | % In District with Corporate | In District | Corporate | Out of District | Total | % In District with Corporate | In District | Corporate | Out of District | Total | % In District with Corporate | In District | Corporate | Out of District | Total | % In District with Corporate |
| Central Park Campus      | 36          | 1         | 31              | 68    | 54%                          | 38          | 1         | 32              | 71    | 55%                          | 39          | 3         | 27              | 69    | 61%                          | 39          | 4         | 30              | 73    | 59%                          |
| Family Recreation Center | 673         | 151       | 954             | 1778  | 46%                          | 687         | 153       | 956             | 1796  | 47%                          | 698         | 160       | 963             | 1821  | 47%                          | 701         | 158       | 970             | 1829  | 47%                          |
| SilverSneakers           | 316         |           | 1143            | 1459  | 22%                          | 317         |           | 1194            | 1511  | 21%                          | 321         |           | 1215            | 1536  | 21%                          | 327         |           | 1263            | 1590  | 21%                          |
| Renew Active             | 114         |           | 438             | 522   | 22%                          | 114         |           | 414             | 528   | 22%                          | 114         |           | 418             | 532   | 21%                          | 116         |           | 430             | 546   | 21%                          |
| Total Memberships        | 1139        | 152       | 2566            | 3857  | 33%                          | 1156        | 154       | 2596            | 3906  | 34%                          | 1172        | 163       | 2623            | 3958  | 34%                          | 1183        | 162       | 2693            | 4038  | 33%                          |



| 2026 First on the 1st Data |             |             |             |             |
|----------------------------|-------------|-------------|-------------|-------------|
|                            | January     | February    | March       | April       |
|                            | In District | In District | In District | In District |
| Daily Fee                  | 0           | 4           | 0           | 18          |
| Central Park Campus        | 0           | 2           | 0           | 0           |
| Family Recreation Center   | 3           | 2           | 3           | 1           |
|                            |             |             |             |             |
|                            | May         | June        | July        | August      |
|                            | In District | In District | In District | In District |
| Daily Fee                  | 16          |             |             |             |
| Central Park Campus        | 0           |             |             |             |
| Family Recreation Center   | 7           |             |             |             |
|                            |             |             |             |             |
|                            | September   | October     | November    | December    |
|                            | In District | In District | In District | In District |
| Daily Fee                  |             |             |             |             |
| Central Park Campus        |             |             |             |             |
| Family Recreation Center   |             |             |             |             |

| 2025 First on the 1st Data |             |             |             |             |
|----------------------------|-------------|-------------|-------------|-------------|
|                            | January     | February    | March       | April       |
|                            | In District | In District | In District | In District |
| Daily Fee                  |             | 22          | 8           | 25          |
| Central Park Campus        |             | 0           | 0           | 0           |
| Family Recreation Center   |             | 1           | 0           | 0           |
|                            |             |             |             |             |
|                            | May         | June        | July        | August      |
|                            | In District | In District | In District | In District |
| Daily Fee                  | 4           | 4           | 12          | 7           |
| Central Park Campus        | 0           | 0           | 2           | 0           |
| Family Recreation Center   | 3           | 3           | 6           | 5           |
|                            |             |             |             |             |
|                            | September   | October     | November    | December    |
|                            | In District | In District | In District | In District |
| Daily Fee                  | 0           | 0           | 3           | 4           |
| Central Park Campus        | 0           | 0           | 0           | 0           |
| Family Recreation Center   | 2           | 7           | 7           | 6           |





| 2026 Swim Central Rental Data |             |                 |              |             |                 |              |             |                 |              |             |                 |              |
|-------------------------------|-------------|-----------------|--------------|-------------|-----------------|--------------|-------------|-----------------|--------------|-------------|-----------------|--------------|
|                               | January     |                 |              | February    |                 |              | March       |                 |              | April       |                 |              |
|                               | In District | Out of District | Revenue      | In District | Out of District | Revenue      | In District | Out of District | Revenue      | In District | Out of District | Revenue      |
| Pool Parties                  | 4           | 21              | \$ 13,169.00 | 3           | 19              | \$ 11,358.00 | 2           | 25              | \$ 14,256.00 | 3           | 18              | \$ 11,279.00 |
| Private Rentals               | 1           | 6               | \$ 7,150.00  | 0           | 2               | \$ 2,612.50  | 0           | 6               | \$ 6,800.00  | 0           | 4               | \$ 4,450.00  |
| Scout Swims                   | 0           | 2               | \$ 450.00    | 0           | 1               | \$ 125.00    | 0           | 3               | \$ 840.00    | 0           | 3               | \$ 350.00    |
| Group Swims                   | 1           | 1               | \$ 380.00    | 0           | 2               | \$ 490.00    | 0           | 2               | \$ 700.00    | 0           | 1               | \$ 250.00    |
| Cabana Rentals                | n/a         | n/a             | \$ -         | n/a         | n/a             | \$ -         | n/a         | n/a             | \$ -         | n/a         | n/a             | \$ -         |
| Total                         | 6           | 30              | \$ 21,149.00 | 3           | 24              | \$ 14,585.50 | 2           | 36              | \$ 22,596.00 | 3           | 26              | \$ 16,329.00 |

|                 | May         |                 |         | June        |                 |         | July        |                 |         | August      |                 |         |
|-----------------|-------------|-----------------|---------|-------------|-----------------|---------|-------------|-----------------|---------|-------------|-----------------|---------|
|                 | In District | Out of District | Revenue | In District | Out of District | Revenue | In District | Out of District | Revenue | In District | Out of District | Revenue |
| Pool Parties    |             |                 |         |             |                 |         |             |                 |         |             |                 |         |
| Private Rentals |             |                 |         |             |                 |         |             |                 |         |             |                 |         |
| Scout Swims     |             |                 |         |             |                 |         |             |                 |         |             |                 |         |
| Group Swims     |             |                 |         |             |                 |         |             |                 |         |             |                 |         |
| Cabana Rentals  |             |                 |         |             |                 |         |             |                 |         |             |                 |         |
| Total           |             |                 |         |             |                 |         |             |                 |         |             |                 |         |

|                 | September   |                 |         | October     |                 |         | November    |                 |         | December    |                 |         |
|-----------------|-------------|-----------------|---------|-------------|-----------------|---------|-------------|-----------------|---------|-------------|-----------------|---------|
|                 | In District | Out of District | Revenue | In District | Out of District | Revenue | In District | Out of District | Revenue | In District | Out of District | Revenue |
| Pool Parties    |             |                 |         |             |                 |         |             |                 |         |             |                 |         |
| Private Rentals |             |                 |         |             |                 |         |             |                 |         |             |                 |         |
| Scout Swims     |             |                 |         |             |                 |         |             |                 |         |             |                 |         |
| Group Swims     |             |                 |         |             |                 |         |             |                 |         |             |                 |         |
| Cabana Rentals  |             |                 |         |             |                 |         |             |                 |         |             |                 |         |
| Total           |             |                 |         |             |                 |         |             |                 |         |             |                 |         |

| FY 26-27        | Summer      |                 |              | Fall        |                 |         | Winter/Spring |                 |         |
|-----------------|-------------|-----------------|--------------|-------------|-----------------|---------|---------------|-----------------|---------|
|                 | In District | Out of District | Revenue      | In District | Out of District | Revenue | In District   | Out of District | Revenue |
| Group Lessons   | 56          | 49              | \$ 12,076.00 |             |                 |         |               |                 |         |
| Private Lessons | 49          | 4               | \$ 10,983.00 |             |                 |         |               |                 |         |
| Total           | 105         | 53              | \$ 23,059.00 |             |                 |         |               |                 |         |

| FY 26-27        | Summer Team |                 |           | Fall & Winter Team |                 |         |
|-----------------|-------------|-----------------|-----------|--------------------|-----------------|---------|
|                 | In District | Out of District | Revenue   | In District        | Out of District | Revenue |
| Stars Swim Team | 2           | 0               | \$ 392.00 |                    |                 |         |

Unfinished Business



## Oak Brook Park District


### BOARD MEETING

#### AGENDA ITEM –HISTORY/COMMENTARY

**ITEM TITLE: ORDINANCE 26-0518: AN ORDINANCE DECLARING SURPLUS PERSONAL PROPERTY AND AUTHORIZING THE SALE OR CONVEYANCE THEREOF**

**AGENDA NO.: 9 A**

**MEETING DATE: MAY 18, 2026**

**STAFF REVIEW:** Valerie Louthan, Superintendent of Facilities: 

**RECOMMENDED FOR BOARD ACTION:** Executive Director, Laure Kosey: 

**ITEM HISTORY (PREVIOUS PARK DISTRICT BOARD REVIEWS, ACTIONS RELATED TO THIS ITEM, COMMITTEE ACTION, OTHER PERTINENT HISTORY):**

The Park District Code (70 ILCS 1205/8-22) provides that whenever a Park District owns any personal property that in the opinion of three-fifths (3/5) of the Board members then holding office, is no longer necessary, useful to or for the best interests of the District, three-fifths (3/5) of the Board members then holding office may, by ordinance, authorize the conveyance or sale of that personal property in any manner they may designate.

Items that have been recently identified as surplus property are listed in the attached Ordinance 26-0518.

**ITEM COMMENTARY (BACKGROUND, DISCUSSION, KEY POINTS, RECOMMENDATIONS):**

The recommended manner of conveyance for each item is provided in the ordinance.

**ACTION PROPOSED:**

Motion (and a second) to Approve Ordinance 26-0518: An Ordinance Declaring Surplus Property and Authorizing Conveyance or Sale Thereof.



**WHEREAS**, the District's staff has recommended that the Property, except for the Property designated to be recycled/discarded or traded-in, can best be sold directly by the District's Executive Director to a municipality, school district, or park district, or may be sold indirectly by utilizing the services of Obernauf Auction Services, Inc., 118 N. Orchard Street, Round Lake, IL 60073, (an Illinois Auction Firm; License # 444.000105), who shall post the availability of such Property, with a minimum acceptable price as determined by the District's Executive Director, and shall conduct the auction on behalf of the District by accepting bids for the purchase of the Property to the highest bidder; provided that, in the event that no bid is received for any portion of the Property to be sold by Obernauf Auction Services, Inc., any remaining Property shall be donated or disposed of as determined by the Executive Director; and

**WHEREAS**, the Board hereby accepts and adopts the recommendation of the District's staff with respect to the Property.

**NOW, THEREFORE, BE IT ORDAINED** by the Board of Park Commissioners of the Oak Brook Park District, DuPage and Cook Counties, Illinois as follows:

**Section 1:** The Property is hereby declared, by a three-fifths (3/5) vote of the Board members now holding office, to be no longer necessary or useful to or for the best interests of the District, and the Board hereby finds that it is in the best interest of the District to dispose of the Property as set forth in Section 2 of this Ordinance.

**Section 2:** The Board hereby authorizes:

- a) The sale of the Property, not designated to be discarded or traded-in, may be sold directly by the District's Executive Director to a municipality, school district, or park district, or indirectly by utilizing the services of Obernauf Auction Services, Inc., 118 N. Orchard Street,

Round Lake, IL 60073, (an Illinois Auction Firm; License # 444.000105), who shall post the availability of the Property, with a minimum acceptable price as determined by the District’s Executive Director, and shall conduct the auction on behalf of the District by accepting bids for the purchase of the Property to the highest bidder; provided that, in the event that no bid is received for any portion of the Property to be sold by Obernauf Auction Services, Inc., any remaining Property shall be donated or disposed of as determined by the Executive Director; and

b) All other Property to be discarded.

**Section 3:** All ordinances or parts of ordinances in conflict with this Ordinance are hereby repealed to the extent of the conflict.

**Section 4:** This Ordinance shall be in full force and effect from and after its passage and approval as provided by law.

**PASSED AND APPROVED THIS 18th DAY OF MAY 2026.**

Ayes: \_\_\_\_\_

Nays: \_\_\_\_\_

Absent: \_\_\_\_\_

**OAK BROOK PARK DISTRICT**

By:

\_\_\_\_\_  
Sharon Knitter, President

**ATTEST:**

By:

\_\_\_\_\_  
Laure L. Kosey, Secretary



# Oak Brook Park District

## BOARD MEETING

### AGENDA ITEM –HISTORY/COMMENTARY

**ITEM TITLE: GENERAL USE REGULATIONS CHAPTER 1**

**AGENDA NO: 9 B**

**MEETING DATE MAY 18, 2026**

**STAFF REVIEW:**

Deputy Director, Bob Johnson:

**RECOMMENDED FOR BOARD ACTION:**

Executive Director, Laure Kosey:

**ITEM HISTORY (PREVIOUS PARK DISTRICT BOARD REVIEWS, ACTIONS RELATED TO THIS ITEM, COMMITTEE ACTION, OTHER PERTINENT HISTORY):**

The Oak Brook Park District maintains General Use Regulations to establish and maintain control over District property and its uses by the public. The District is in the process of evaluating and updating the nine chapters and sub-sections of the regulations.

**ITEM COMMENTARY (BACKGROUND, DISCUSSION, KEY POINTS, RECOMMENDATIONS):**

Chapter one is the General Provisions of the regulations which primarily focus on key terms and definitions. A red-lined draft of proposed updates is included for Board review.

**ACTION PROPOSED:** A Motion (and a second) to approve the recommended updates to chapter one of the General Use Regulations.



Oak Brook Park District  
Administrative Policies and Procedures

**Chapter 1. General Provisions**

**Sec. 1.1 Control Over District Property**

Control over District property shall be vested in the Board of Park Commissioners, which has established these Regulations, and may establish other rules and regulations from time to time in its sole discretion, as well as penalties for violations thereof.

**Sec. 1.2 Designation and Citation of Regulations**

The regulations embraced in this and the following chapters and sections shall constitute and be designated as “The General Use Regulations of the Oak Brook Park District” and may be so cited.

**Sec. 1.3 Definitions**

When used in these General Use Regulations, the following terms shall have the meanings set forth below:

**“Board”**

Means the Board of Park Commissioners of the District.

**“Court”**

Means the Circuit Court of the 18<sup>th</sup> Judicial Circuit, DuPage County, which has jurisdiction over District legal disputes.

**“District”**

Is the Oak Brook Park District of DuPage and Cook Counties, Illinois.

**“District property”**

Is all of the property, real and personal, of every kind and description located within the jurisdiction of, or owned, administered, leased or licensed by, or otherwise in the possession or under the control of the District, including, without limitation, every building, shelter, street, sidewalk, trail, path, beach, park, playground, minerals, overhead air rights, easements, wilderness or open space, or other structure or public place or facility, and all District waters located on or adjacent to or flowing over property located within the jurisdiction of, or owned, administered, leased or licensed by, or otherwise in the possession or under the control of the District.



Oak Brook Park District  
Administrative Policies and Procedures

**“District waters”**

Includes all water located on or adjacent to or flowing over land located within the jurisdiction of, owned, leased or licensed by, in the possession of, under the control of, or generally administered or operated by the District, including, without limitation, all natural or manmade lakes, rivers, creeks, streams, ponds, and drainage ways.

**“Executive Director”**

Is the Executive Director of the District.

**“Permit”**

Is the written authorization issued by or under the authority of the District, by a District officer or employee empowered to grant said authorization, to a Person to do or engage in a particular act or acts on District property. Said authorization is subject to the terms and conditions specified in the Permit, as well as these Regulations and any applicable federal, state, local, and/or other District laws, ordinances, rules, and regulations.

**“Person(s)”**

Means any individual, natural person, firm, partnership, association, corporation, company, trust, organization or any other group acting as a unit, or any manager, lessee, agent, servant, partner, member, director, officer or employee of any such group, or any of them, including any executive administrator, treasurer, receiver or other representative appointed according to law. This definition shall not include the District and any authorized officer, employee (full or part-time, regular or short-term), or agent of the District when acting within the scope of his authority.

**“Regulations”**

Means the General Use Regulations of the District approved by the Board and all amendments and supplements thereto.

**“State”**

Means the State of Illinois.

**Sec. 1.4 Rules of Construction and Scope**

In interpreting these Regulations, the following rules of construction shall be observed.



Oak Brook Park District  
Administrative Policies and Procedures

a). Words and Terms:

**And/Or**

“And” may be read “or” and “or” may be read “and” if the sense requires it.

**Gender**

Words in any section importing the masculine gender shall include the feminine and neuter as well as the masculine. All references to gender in this document are intended to be inclusive. Terms appearing in masculine, feminine, or neutral form should be understood to encompass all genders.

**May**

The word “may” is permissive and discretionary.

**Shall**

The word “shall” is mandatory.

**Singular/Plural**

Any term in the singular shall include in the plural.

b). These Regulations are in addition to and supplemental to all applicable state, federal, local, and District laws, ordinances, rules, and regulations including without limitation the Park District Code (70 ILCS 1205/1-1 *et seq.*).

c) The meaning of any term, phrase, or word not otherwise defined in these Regulations shall be construed and interpreted to mean the same as said term, phrase, or word is otherwise defined, construed or interpreted in such applicable federal, state, local, or District laws, ordinances, rules, or regulations. The meaning of any term, phrase, or word not otherwise defined in these Regulations or in such applicable federal, state, local, or District laws, ordinances, rules, or regulations, shall retain its ordinary and properly understood meaning.

d) An attempt to commit an act or engage in an activity prohibited under these Regulations shall likewise be deemed prohibited in the same manner as the commission of such act or the engaging in such activity and subject to the same penalties.

e) These Regulations shall apply to and be enforceable within and upon all



Oak Brook Park District  
Administrative Policies and Procedures

District property, and shall regulate the use thereof by all Persons. However, no



Oak Brook Park District  
Administrative Policies and Procedures

provision hereof shall make unlawful any act necessarily performed by any officer, employee or agent of the District, when acting within the scope of his authority or in his line of duty, or any other Person summoned by such person to assist him.

**Sec. 1.5 Regulations to be Liberally Constructed**

All general provisions, terms, phrases and expressions contained in these Regulations shall be liberally construed in order that the true intent of the District may be fully carried out.

**Sec. 1.6 Designations and Headings; Construction**

All designations and headings of chapters, articles, divisions and sections are intended only for convenience in arrangement and as mere catchwords to indicate the contents of such chapters, articles, divisions or sections, whether printed in boldface type or italics and shall not affect the meaning or construction, nor be used in the interpretation, of any provision of these Regulations.

**Sec. 1.7 Conflicting Provisions**

- a) If the provisions of different chapters, articles, divisions or sections of these Regulations conflict with or contravene each other, the provisions of each chapter, article, division or section shall prevail as to all matters and questions most closely arising out of the subject matter of that chapter, article, division or section.
- b) If clearly conflicting provisions are found in different sections of the same chapter, the provisions of the section last enacted shall prevail unless the construction is inconsistent with the meaning of that chapter.
- c) Notwithstanding the foregoing, in the event of any conflict in the provisions of these Regulations, the more specific or more stringent provision shall govern.

**Sec. 1.8 Amendments and References to Regulations**

Any additions or amendments to these Regulations, when passed in such form as to indicate the intention of the Board to make the same part of these Regulations, shall be deemed to be incorporated in these Regulations so that a reference to the General Use Regulations of the District shall be understood to include them.

Oak Brook Park District  
Administrative Policies and Procedures**Sec. 1.9 Severability**

It is declared to be the intention of the Board that the sections, subsections, paragraphs, sentences, clauses and words of these Regulations are severable. If any sections, subsections, paragraphs, sentences, clauses or words are declared unconstitutional or otherwise invalid by the lawful judgment or decree of any court or competent jurisdiction, its unconstitutionality or invalidity shall not affect the validity of any of the remaining sections, subsections, paragraphs, sentences, clauses and words of these Regulations, since such remaining sections, subsections, paragraphs, sentences, clauses and words would have been enacted by the Board without and irrespective of any unconstitutional or otherwise invalid section, paragraph, sentence, clause or word being incorporated into these Regulations.

New Business



## Oak Brook Park District

### BOARD MEETING

#### AGENDA ITEM – HISTORY/COMMENTARY

**ITEM TITLE: OBJECTIVES AND KEY RESULTS FOR MAY 1, 2026, THROUGH APRIL 30, 2027**

**AGENDA NO.:** 10 A

**MEETING DATE:** MAY 18, 2026

**STAFF REVIEW:** Director of Recreation and Communication, Robert Pechous:

*Robert Pechous*

**RECOMMENDED FOR BOARD ACTION:**

Executive Director, Laure Kosey:

*Laure Kosey*

**ITEM HISTORY (PREVIOUS PARK DISTRICT BOARD REVIEWS, ACTIONS RELATED TO THIS ITEM, COMMITTEE ACTION, OTHER PERTINENT HISTORY):**

Over the past year, staff have been diligently working toward six primary annual goals established for the period of May 1, 2025, through April 30, 2026. These goals are carefully crafted to be specific, measurable, achievable, relevant, and time-bound, ensuring clarity of purpose and accountability across the organization. Progress updates are provided to staff monthly, with reports distributed internally and included in the monthly board packet. The structured goal-setting and tracking initiative was first introduced in January 2023.

**ITEM COMMENTARY (BACKGROUND, DISCUSSION, KEY POINTS, RECOMMENDATIONS):**

The Leadership Team developed 6 new goals, once again based on the core values, to be measured from May 1, 2026, to April 30, 2027. If the objectives are met, full-time staff would receive paid time off (PTO), and part-time staff (working at least 400 hours) would receive a cash bonus equivalent to the PTO received by the full-time staff. Starting this year, bonus eligibility requires an overall "Exceeds Expectations" rating - equivalent to 75% or higher - on their annual performance appraisal.

**ACTION PROPOSED:**

For Review and Discussion Only



# OBJECTIVES AND KEY RESULTS

May 1, 2026 - April 30, 2027

## Oak Brook Park District OKR (Objectives and Key Results) Program Information

### 1. Clear Accountability with Built-In Flexibility

The program requires all 6 objectives to be accomplished, but defines “accomplished” as completing 2 of 3 subgoals per objective. This structure keeps expectations high while allowing teams to focus on their strongest contributions—reducing burnout without sacrificing results.

### 2. Comprehensive Community Focus

The OKRs span every season and every segment of the community—from water safety and sensory-friendly programming to teen-led events and senior wellness. This ensures the District serves all residents, not just the most visible groups.

### 3. Balanced Internal and External Goals

The six objectives strike a balance between outward-facing community programs (Holistic Wellness, Community Engagement, Open Communication) and internal organizational health (Teamwork, Inclusion, Environmental Stewardship). This dual focus drives both public impact and staff culture.

### 4. Staff Incentive Structure Drives Ownership

By tying bonus PTO and cash payouts directly to OKR completion and performance appraisals, the program creates meaningful personal investment for staff at every level—part-time, full-time, and CPI employees alike. This turns organizational goals into individual motivation.

### 5. Measurable and Trackable

Each subgoal is concrete and verifiable—whether it's hosting a specific number of events, securing a membership count, or earning a certification. This eliminates ambiguity at review time and makes progress easy to monitor throughout the year.

### 6. Aligns with the District's Gold Medal Standards

As a National Gold Medal Agency, Oak Brook Park District sets a high bar. This OKR framework reflects that commitment—pushing the organization to continuously improve community wellness, environmental responsibility, and inclusive access, all while maintaining a culture of transparency and collaboration.

**Accomplish 6 of 6 OKR's: May 1, 2026 – April 30, 2027**

“Accomplish” means 2 of 3 subgoals (A,B,C) under each main objective, are completed.





# OBJECTIVES AND KEY RESULTS

## 1. HOLISTIC WELLNESS - PROVIDE PROGRAMS, SERVICES, AND OPPORTUNITIES DESIGNED TO IMPROVE ALL ASPECTS OF THE OVERALL WELLNESS OF THE COMMUNITY.

COMPLETE?

- A Summer Community Connection Programming
  1. Serve as an official host site for the World's Largest Swimming Lesson to expand community participation and advance water safety awareness.
  2. Send a lifeguard team to compete at the Illinois Parks and Recreation Association Lifeguard Games.
  3. Host three sensory-friendly, low-stimulation session at the outdoor splash pad for the special recreation group to promote accessibility and inclusive participation.
  
- B Fall Community Connection Programming
  1. Launch a recurring community walk/run club with a consistent schedule to drive participation and build sustained engagement.
  2. Organize and execute a community blood drive.
  3. Launch four community initiatives during November and December related to holiday wellness.
    1. \_\_\_\_\_
    2. \_\_\_\_\_
    3. \_\_\_\_\_
    4. \_\_\_\_\_
  
- C Winter/Spring Community Connection Programming
  1. Organize employee participation in volunteer initiatives with accessible opportunities within the community with a 90% attendance rate.
  2. Host four wellness-focused accessible, guided events for a local organization that increases resident participation and fosters community engagement.
    1. \_\_\_\_\_
    2. \_\_\_\_\_
    3. \_\_\_\_\_
    4. \_\_\_\_\_
  
  3. Host two nutrition wellness classes for the community.
    1. \_\_\_\_\_
    2. \_\_\_\_\_



# OBJECTIVES AND KEY RESULTS

## 2. ENVIRONMENTAL STEWARDSHIP - FOSTER THE RESPONSIBLE USE AND PROTECTION OF THE NATURAL ENVIRONMENT THROUGH EDUCATION, CONSERVATION, AND SUSTAINABLE PRACTICES.

COMPLETE?

- A Collaborate with a local community organization to identify and implement two environmental initiatives.
  1. \_\_\_\_\_
  2. \_\_\_\_\_
- B Strengthen the organization’s commitment to environmental stewardship by completing two initiatives that advance sustainability, conservation, or environmental awareness.
  1. \_\_\_\_\_
  2. \_\_\_\_\_
- C Earn Earth Flag by executing required sustainability efforts and submitting all materials.

## 3. INCLUSION - PROMOTE A SENSE OF BELONGING AND PROVIDE ACCESS TO THE VERY BEST IN PARK AND RECREATIONAL OPPORTUNITIES FOR ALL.

COMPLETE?

- A Inclusive Programs Initiatives
  1. \_\_\_\_\_
  2. \_\_\_\_\_
- B Inclusive Membership and Facilities Initiatives
  1. \_\_\_\_\_
  2. \_\_\_\_\_
- C Inclusive Parks Initiatives
  1. \_\_\_\_\_
  2. \_\_\_\_\_

## 4. TEAMWORK - EMBRACE THE INDIVIDUALITY AND DIVERSE VIEWPOINTS OF OUR STAFF IN ORDER TO FOSTER RECREATIONAL CREATIVITY AND ENCOURAGE A COLLABORATIVE CULTURE.

COMPLETE?

- A Schedule and complete quarterly supervisor-employee feedback meetings, working collaboratively to improve performance and achieve annual goals for all full-time staff.
 

Q1  Q2  Q3  Q4
- B Organize and implement a quarterly team spotlight series where departments present their functions, fostering teamwork and engagement while engaging at least 50 staff participants.
 

Parks  Tennis  Facilities  Recreation/Administration
- C Work collaboratively to secure 20 new Central Park Campus memberships through coordinated outreach and engagement efforts.



# OBJECTIVES AND KEY RESULTS

## 5. COMMUNITY ENGAGEMENT - PROVIDE THE VERY BEST CUSTOMER EXPERIENCE WITH EVERY INTERACTION.

COMPLETE?

- A Create a Community Ambassador Program to strengthen community connections, increase engagement, and promote Park District programs and initiatives.
- B Develop and implement three new programs or events based on recommendations and feedback from resident teens from the T.E.A.M Rec program.
  1. \_\_\_\_\_
  2. \_\_\_\_\_
  3. \_\_\_\_\_
- C Collaborate with two local community groups to strengthen local engagement.
  1. \_\_\_\_\_
  2. \_\_\_\_\_
  3. \_\_\_\_\_

## 6. OPEN COMMUNICATION - ENGAGE IN HONEST, AND RESPECTFUL COMMUNICATION, TO CONNECT AND BUILD RELATIONSHIPS WITH OUR COMMUNITY.

COMPLETE?

- A Implement a user friendly centralized section on the website to improve access to key information.
  1. \_\_\_\_\_
  2. \_\_\_\_\_
  3. \_\_\_\_\_
- B Host three community engagement sessions to provide updates, gather feedback, and strengthen communication with residents.
  1. \_\_\_\_\_
  2. \_\_\_\_\_
  3. \_\_\_\_\_
- C Develop an “Explore Oak Brook” initiative to encourage community exploration and engagement.
  1. \_\_\_\_\_
  2. \_\_\_\_\_
  3. \_\_\_\_\_



**May 1, 2026 - April 30, 2027**

| <b>Employee Status</b>                            | <b>Accomplish 6 of 6 OKR's</b>   |
|---|--|
| Part-Time <400 Hours Annually                     | No Bonus PTO hours   |
| Part-Time 400-999 Hours Annually                  | Cash payout of 8 PTO hours   |
| Part-Time 1000-1,500 Hours Annually               | Cash payout of 16 PTO hours  |
| *CPI & Full-Time 1,501 and Greater Hours Annually | Credit of 24 bonus PTO hours. Hours do not roll forward into the subsequent fiscal year. |

\*CPI employees and full-time employees with 20 or more years of service, can elect to receive a pay-out of any bonus PTO hours awarded to them. Each hour is paid out at \$20.00 an hour.

In order for staff to qualify for bonuses, they must receive an overall "Exceeds Expectations" or 75% rating on their annual performance appraisal.



## Oak Brook Park District

### BOARD MEETING

#### AGENDA ITEM – HISTORY/COMMENTARY

**ITEM TITLE: ORDINANCE 26-0518: AN ORDINANCE FOR TRANSFERRING ANTICIPATED UNEXPENDED FUNDS FROM CERTAIN APPROPRIATION ITEMS TO OTHER ITEMS OF APPROPRIATION.**

**AGENDA No.:** 10. B.

**MEETING DATE:** MAY 18, 2026

**STAFF REVIEW:**

Chief Financial Officer, Marco Salinas:

*Marco Salinas*

**RECOMMENDED FOR BOARD ACTION:**

Executive Director, Laure Kosey:

*Laure Kosey*

**ITEM HISTORY (PREVIOUS PARK DISTRICT BOARD REVIEWS, ACTIONS RELATED TO THIS ITEM, COMMITTEE ACTION, OTHER PERTINENT HISTORY):**

This ordinance authorizes staff to transfer anticipated fiscal year 2025/2026 unexpended funds from certain appropriation line items to other certain appropriation line items. Per Section 4-4 of the Illinois Park District Code, such transfers may only occur after the first six months of any fiscal year have elapsed and require approval by two-thirds of the Park District Board.

**ITEM COMMENTARY (BACKGROUND, DISCUSSION, KEY POINTS, RECOMMENDATIONS):**

If approved, the transfers listed in Exhibit A will be entered into our financial reporting software retroactively, so they are reflected in the month of April 2026; the twelfth (12<sup>th</sup>) and final month of our previous fiscal year.

**ACTION PROPOSED:**

For Review and Discussion Only.

## ORDINANCE NO. 26-0518

**AN ORDINANCE FOR TRANSFERRING ANTICIPATED UNEXPENDED FUNDS FROM CERTAIN APPROPRIATION ITEMS TO OTHER ITEMS OF APPROPRIATION**

---

**WHEREAS**, the first six months of fiscal year 2025-2026 of the Oak Brook Park District have elapsed; and

**WHEREAS**, Section 4-4 of the Park District Code provides that, after the first six months of any fiscal year, anticipated unexpended funds from any appropriation item may be transferred, by a two-thirds vote, to any other item of appropriation, so that the item to which said transfer is made is increased to the extent of the amount so transferred; and

**WHEREAS**, the Board of Park Commissioners has determined that it is necessary and desirable to make certain appropriation transfers as provided herein,

**NOW, THEREFORE, BE IT ORDAINED** by the Board of Park Commissioners of the Oak Brook Park District, DuPage and Cook Counties, Illinois, as follows:

**Section 1:** Anticipated unexpended funds from certain specified budget and appropriation line items in the Budget and Appropriation Ordinance for fiscal year 2025-2026, in the amounts set forth in Exhibit A attached hereto, are hereby transferred to those specific line items and in the amounts, which are also set forth in such Exhibit A, such line items to be increased to the extent of the amount so transferred.

**Section 2:** This Ordinance shall be in full force and effect after its passage and approval by a two-thirds vote of the Board of Commissioners.

**Section 3.** All ordinances or parts of ordinances in conflict with the provisions of this Ordinance are hereby repealed.

**Passed and approved this 15th day of June, 2026.**

AYES: \_\_\_\_\_

NAYS: \_\_\_\_\_

ABSENT: \_\_\_\_\_

Approved:

\_\_\_\_\_  
Sharon Knitter, President

ATTEST:

\_\_\_\_\_  
Laure L. Kosey, Secretary

EXHIBIT A

BUDGET TRANSFERS- FISCAL YEAR 2025-2026

| Fund and Department               | Account Description           | Original/ Updated Budget Balance | Transfer To        | Transfer From        | Revised Budget Balance |
|-----------------------------------|-------------------------------|----------------------------------|--------------------|----------------------|------------------------|
| <b>Administration (01-01)</b>     |                               |                                  |                    |                      |                        |
| 01-01-650-000                     | Group Medical & Life          | \$ 35,218.00                     | \$ 6,500.00        | \$ -                 | \$ 41,718.00           |
| 01-01-660-002                     | Mileage Reimbursement         | 75.00                            | 30.00              | -                    | 105.00                 |
| 01-01-700-001                     | Community Organizations       | 1,405.00                         | 250.00             | -                    | 1,655.00               |
| 01-01-840-002                     | Mastercard/Visa Fees          | 92.00                            | 250.00             | -                    | 342.00                 |
| 01-01-630-000                     | Administration Full-Time      | 280,224.00                       | -                  | (7,030.00)           | 273,194.00             |
|                                   |                               | <b>Total:</b>                    | <b>\$ 7,030.00</b> | <b>\$ (7,030.00)</b> |                        |
| <b>Finance (01-02)</b>            |                               |                                  |                    |                      |                        |
| 01-02-630-000                     | Full-time Personnel           | \$ 206,732.90                    | \$ 1,000.00        | \$ -                 | \$ 207,732.90          |
| 01-02-680-001                     | Notices & Ordinances          | 690.00                           | -                  | (500.00)             | 190.00                 |
| 01-02-740-021                     | Safety                        | 1,901.00                         | -                  | (500.00)             | 1,401.00               |
|                                   |                               | <b>Total:</b>                    | <b>\$ 1,000.00</b> | <b>\$ (1,000.00)</b> |                        |
| <b>Central Park North (01-04)</b> |                               |                                  |                    |                      |                        |
| 01-04-840-002                     | Mastercard/Visa Fees          | \$ 1,218.00                      | \$ 250.00          | \$ -                 | \$ 1,468.00            |
| 01-04-750-022                     | Road/Trail Maintenance        | 1,500.00                         | -                  | (250.00)             | 1,250.00               |
|                                   |                               | <b>Total:</b>                    | <b>\$ 250.00</b>   | <b>\$ (250.00)</b>   |                        |
| <b>Central Park (01-05)</b>       |                               |                                  |                    |                      |                        |
| 01-05-630-000                     | Full-time Personnel           | \$ 432,715.76                    | \$ 8,500.00        | \$ -                 | \$ 441,215.76          |
| 01-05-800-006                     | Park Equip. Replace. & Repair | 7,900.00                         | 750.00             | -                    | 8,650.00               |
| 01-05-631-000                     | Part-time Personnel           | 42,913.60                        | -                  | (8,500.00)           | 34,413.60              |
| 01-05-750-016                     | Plumbing Services             | 2,000.00                         | -                  | (750.00)             | 1,250.00               |
|                                   |                               | <b>Total:</b>                    | <b>\$ 9,250.00</b> | <b>\$ (9,250.00)</b> |                        |
| <b>Forest Glen Park (01-07)</b>   |                               |                                  |                    |                      |                        |
| 01-07-800-006                     | Park Equip. Replace. & Repair | \$ -                             | \$ 250.00          | \$ -                 | \$ 250.00              |
| 01-07-750-022                     | Road/Trail Maintenance        | 1,000.00                         | -                  | (250.00)             | 750.00                 |
|                                   |                               | <b>Total:</b>                    | <b>\$ 250.00</b>   | <b>\$ (250.00)</b>   |                        |
| <b>Chillem Park (01-08)</b>       |                               |                                  |                    |                      |                        |
| 01-08-790-009                     | Playground Surfacing          | \$ -                             | \$ 500.00          | \$ -                 | \$ 500.00              |
| 01-08-750-022                     | Road/Trail Maintenance        | 750.00                           | -                  | (500.00)             | 250.00                 |
|                                   |                               | <b>Total:</b>                    | <b>\$ 500.00</b>   | <b>\$ (500.00)</b>   |                        |

## EXHIBIT A

## BUDGET TRANSFERS- FISCAL YEAR 2025-2026

| Fund and Department                       | Account Description                   | Original/<br>Updated<br>Budget Balance | Transfer<br>To      | Transfer<br>From      | Revised<br>Budget<br>Balance |
|---|---------------------------------------|--|---------------------|-----------------------|------------------------------|
| <b>Dean Property (01-09)</b>              |                                       |  |                     |                       |                              |
| 01-09-770-001                             | Electricity                           | \$ 450.00                              | \$ 150.00           | \$ -                  | \$ 600.00                    |
| 01-09-750-009                             | Roads/Bike Path Services              | 3,500.00                               | -                   | (150.00)              | 3,350.00                     |
|   |                                       | <b>Total:</b>                          | <b>\$ 150.00</b>    | <b>\$ (150.00)</b>    |                              |
| <b>Professional Services (01-10)</b>      |                                       |  |                     |                       |                              |
| 01-10-821-000                             | General Counsel                       | \$ 25,000.00                           | \$ 25,000.00        | \$ -                  | \$ 50,000.00                 |
| 01-04-800-006                             | Park Equip. Replace. & Repair         | 8,700.00                               | -                   | (6,500.00)            | 2,200.00                     |
| 01-04-800-010                             | Concession Stand Equipment            | 7,350.00                               | -                   | (4,000.00)            | 3,350.00                     |
| 01-15-650-000                             | Group Medical & Life                  | 167,909.02                             | -                   | (14,500.00)           | 153,409.02                   |
|   |                                       | <b>Total:</b>                          | <b>\$ 25,000.00</b> | <b>\$ (25,000.00)</b> |                              |
| <b>Information Technology (01-14)</b>     |                                       |  |                     |                       |                              |
| 01-14-630-000                             | Full-Time Personnel                   | \$ 72,306.24                           | \$ 1,200.00         | \$ -                  | \$ 73,506.24                 |
| 01-14-700-000                             | Professional Organizations            | 515.00                                 | 15.00               | -                     | 530.00                       |
| 01-14-675-000                             | Software Licen. & Contracts-Corp.     | 29,658.60                              | 3,000.00            | -                     | 32,658.60                    |
| 01-14-823-010                             | Computer Tech./Out-Source             | 16,000.00                              | -                   | (4,215.00)            | 11,785.00                    |
|   |                                       | <b>Total:</b>                          | <b>\$ 4,215.00</b>  | <b>\$ (4,215.00)</b>  |                              |
| <b>Building/Recreation Center (01-15)</b> |                                       |  |                     |                       |                              |
| 01-15-630-000                             | Full-Time Personnel                   | \$ 292,918.11                          | \$ 2,500.00         | \$ -                  | \$ 295,418.11                |
| 01-15-690-003                             | Staff Training                        | 500.00                                 | 200.00              | -                     | 700.00                       |
| 01-15-710-000                             | Postage Meter Refills                 | 150                                    | 50.00               | -                     | 200.00                       |
| 01-15-730-001                             | Office Supplies                       | 1,000.00                               | 500.00              | -                     | 1,500.00                     |
| 01-15-840-002                             | Mastercard/Visa Fees                  | 16,808.00                              | 2,500.00            | -                     | 19,308.00                    |
| 01-15-790-001                             | Janitorial Supplies/Cleaning Products | 15,100.00                              | 2,000.00            | -                     | 17,100.00                    |
| 01-15-650-000                             | Group Medical & Life                  | 153,409.02                             | -                   | (3,250.00)            | 150,159.02                   |
| 01-15-631-001                             | Part-Time Personnel Front Desk        | 192,144.92                             | -                   | (4,500.00)            | 187,644.92                   |
|   |                                       | <b>Total:</b>                          | <b>\$ 7,750.00</b>  | <b>\$ (7,750.00)</b>  |                              |
| <b>Central Park West (01-20)</b>          |                                       |  |                     |                       |                              |
| 01-20-630-000                             | Full-Time Personnel                   | \$ 12,848.16                           | \$ 250.00           | \$ -                  | \$ 13,098.16                 |
| 01-20-740-000                             | Alcohol Permits                       | 2,850.00                               | 1,500.00            | -                     | 4,350.00                     |
| 01-20-840-002                             | Mastercard/Visa Fees                  | 612.00                                 | 3,000.00            | -                     | 3,612.00                     |
| 01-20-750-000                             | General Maintenance                   | 3,500.00                               | 2,500.00            | -                     | 6,000.00                     |
| 01-20-750-004                             | Plumbing Service & Repairs            | 1,250.00                               | 2,500.00            | -                     | 3,750.00                     |
| 01-20-765-500                             | Cocoa Cabin Supplies                  | 4,626.50                               | 8,000.00            | -                     | 12,626.50                    |
| 01-15-770-000                             | Natural Gas                           | 17,800.00                              | -                   | (1,750.00)            | 16,050.00                    |

EXHIBIT A

BUDGET TRANSFERS- FISCAL YEAR 2025-2026

| Fund and Department                       | Account Description             | Original/ Updated Budget Balance | Transfer To | Transfer From | Revised Budget Balance |
|---|---------------------------------|----------------------------------|-------------|---------------|------------------------|
| 01-15-770-001                             | Electricity                     | 44,000.00                        | -           | (5,500.00)    | 38,500.00              |
| 01-15-770-002                             | Water                           | 23,995.00                        | -           | (2,500.00)    | 21,495.00              |
| 01-04-631-040                             | Part-Time Concessions Personnel | 5,808.00                         | -           | (4,500.00)    | 1,308.00               |
| 01-04-765-040                             | Concession Supplies             | 6,250.00                         | -           | (2,500.00)    | 3,750.00               |
| 01-05-631-000                             | Part-Time Personnel             | 34,413.60                        | -           | (1,000.00)    | 33,413.60              |
| <b>Total: \$ 17,750.00 \$ (17,750.00)</b> |                                 |                                  |             |               |                        |

|   |                        |
|---|------------------------|
| <b>Grand Total General Fund Budget Transfers:</b>                     | <b>\$ 73,145.00</b>    |
| <b>Total FY 2025/2026 General Fund Original Appropriation Amount:</b> | <b>\$ 3,495,780.00</b> |
| <b>Maximum Amt. of Intra-Fund Budget Transfers (Limited to 10%):</b>  | <b>\$ 349,578.00</b>   |

| <b>Administration (02-01)</b>     |                          |           |          |         |           |
|-----------------------------------|--------------------------|-----------|----------|---------|-----------|
| 02-01-680-002                     | Advertising              | \$ 300.00 | \$ 15.00 | \$ -    | \$ 315.00 |
| 02-01-710-000                     | Postage Meter Refills    | 350.00    | 75.00    | -       | 425.00    |
| 02-01-631-000                     | Administration Part-Time | 14,563.96 | -        | (90.00) | 14,473.96 |
| <b>Total: \$ 90.00 \$ (90.00)</b> |                          |           |          |         |           |

| <b>Fitness Center (02-21)</b>             |                                 |              |             |             |              |
|---|---------------------------------|--------------|-------------|-------------|--------------|
| 02-21-630-000                             | Full-Time Personnel             | \$ 92,601.60 | \$ 2,000.00 | \$ -        | \$ 94,601.60 |
| 02-21-650-000                             | Group Medical & Life            | 14,237.50    | 3,000.00    | -           | 17,237.50    |
| 02-21-710-000                             | Postage Meter Refills           | 350.00       | 100.00      | -           | 450.00       |
| 02-21-730-001                             | Office Supplies                 | 720.00       | 280.00      | -           | 1,000.00     |
| 02-21-740-005                             | Mastercard/Visa Fees            | 30,228.00    | 6,000.00    | -           | 36,228.00    |
| 02-21-790-008                             | First Aid Supplies              | 250.00       | 150.00      | -           | 400.00       |
| 02-21-640-002                             | Fitness Contractual Instruction | -            | 2,500.00    | -           | 2,500.00     |
| 02-21-820-000                             | Overhead Expenditure Allocation | 155,858.00   | -           | (14,030.00) | 141,828.00   |
| <b>Total: \$ 14,030.00 \$ (14,030.00)</b> |                                 |              |             |             |              |

| <b>Aquatic Center (02-25)</b>             |                                 |            |           |             |            |
|---|---------------------------------|------------|-----------|-------------|------------|
| 02-25-710-000                             | Postage Meter Refills           | \$ 350.00  | \$ 100.00 | \$ -        | \$ 450.00  |
| 02-25-740-005                             | Mastercard/Visa Fees            | 25,322.00  | 5,000.00  | -           | 30,322.00  |
| 02-25-750-050                             | Plumbing Service & Repair       | 1,500.00   | 11,000.00 | -           | 12,500.00  |
| 02-25-705-001                             | Birthday Party-Group Rentals    | 33,560.00  | 12,000.00 | -           | 45,560.00  |
| 02-25-820-000                             | Overhead Expenditure Allocation | 155,858.00 | -         | (28,100.00) | 127,758.00 |
| <b>Total: \$ 28,100.00 \$ (28,100.00)</b> |                                 |            |           |             |            |

EXHIBIT A

**BUDGET TRANSFERS- FISCAL YEAR 2025-2026**

| Fund and Department                     | Account Description                    | Original/ Updated Budget Balance | Transfer To         | Transfer From         | Revised Budget Balance |
|---|--|----------------------------------|---------------------|-----------------------|------------------------|
| <b>Children's Programs (02-30)</b>      |  |                                  |                     |                       |                        |
| 02-30-640-215                           | Youth Basketball Contract. Instruction | \$ 189,250.00                    | \$ 8,000.00         | \$ -                  | \$ 197,250.00          |
| 02-30-840-002                           | Mastercard/Visa Fees                   | 26,723.00                        | -                   | (5,000.00)            | 21,723.00              |
| 02-30-765-200                           | Athletic Fencing Supplies              | 1,000.00                         | -                   | (500.00)              | 500.00                 |
| 02-30-765-215                           | Youth Basketball Supplies              | 1,000.00                         | -                   | (500.00)              | 500.00                 |
| 02-30-631-216                           | Youth Basketball Wages                 | 18,720.00                        | -                   | (2,000.00)            | 16,720.00              |
| <b>Total:</b>                           |  |                                  | <b>\$ 8,000.00</b>  | <b>\$ (8,000.00)</b>  |                        |
| <b>Preschool Programs (02-31)</b>       |  |                                  |                     |                       |                        |
| 02-31-840-002                           | Mastercard/Visa Fees                   | \$ 14,204.00                     | \$ 1,500.00         | \$ -                  | \$ 15,704.00           |
| 02-31-631-003                           | Beginning Preschool Wages              | 31,592.65                        | -                   | (1,500.00)            | 30,092.65              |
| <b>Total:</b>                           |  |                                  | <b>\$ 1,500.00</b>  | <b>\$ (1,500.00)</b>  |                        |
| <b>Youth Programs (02-32)</b>           |  |                                  |                     |                       |                        |
| 02-32-740-005                           | Mastercard/Visa Fees                   | \$ 9,300.00                      | \$ 3,000.00         | \$ -                  | \$ 12,300.00           |
| 02-32-640-050                           | Youth Contracted Instruction           | 13,232.00                        | -                   | (3,000.00)            | 10,232.00              |
| <b>Total:</b>                           |  |                                  | <b>\$ 3,000.00</b>  | <b>\$ (3,000.00)</b>  |                        |
| <b>Adult Programs (02-40)</b>           |  |                                  |                     |                       |                        |
| 02-40-631-181                           | Part-Time Personnel Pickleball         | \$ 41,814.00                     | \$ 5,000.00         | \$ -                  | \$ 46,814.00           |
| 02-40-640-350                           | Dance Contractual Instruction          | 5,600.00                         | -                   | (2,500.00)            | 3,100.00               |
| 02-40-840-002                           | Mastercard/Visa Fees                   | 7,065.00                         | -                   | (500.00)              | 6,565.00               |
| 02-40-765-181                           | Pickleball Supplies                    | 5,400.00                         | -                   | (2,000.00)            | 3,400.00               |
| <b>Total:</b>                           |  |                                  | <b>\$ 5,000.00</b>  | <b>\$ (5,000.00)</b>  |                        |
| <b>Pioneer Programs (02-50)</b>         |  |                                  |                     |                       |                        |
| 02-50-650-000                           | Group Medical & Life                   | \$ 7,779.25                      | \$ 500.00           | \$ -                  | \$ 8,279.25            |
| 02-50-840-002                           | Mastercard/Visa Fees                   | 1,687.00                         | 500.00              | -                     | 2,187.00               |
| 02-50-760-000                           | Pioneer Classes                        | 5,790.00                         | 2,500.00            | -                     | 8,290.00               |
| 02-50-754-300                           | Trip Admissions                        | 18,000.00                        | 7,000.00            | -                     | 25,000.00              |
| 02-50-756-230                           | Luncheon Catering                      | 800.00                           | 7,000.00            | -                     | 7,800.00               |
| 02-80-650-000                           | Group Medical & Life                   | 53,666.20                        | -                   | (17,500.00)           | 36,166.20              |
| <b>Total:</b>                           |  |                                  | <b>\$ 17,500.00</b> | <b>\$ (17,500.00)</b> |                        |
| <b>Special Events and Trips (02-60)</b> |  |                                  |                     |                       |                        |
| 02-60-752-005                           | Contract Services-Autumn Fest          | \$ -                             | \$ 250.00           | \$ -                  | \$ 250.00              |
| 02-60-765-034                           | Program Materials-Cust. Appreciat.     | 500.00                           | -                   | (250.00)              | 250.00                 |
| <b>Total:</b>                           |  |                                  | <b>\$ 250.00</b>    | <b>\$ (250.00)</b>    |                        |

EXHIBIT A

BUDGET TRANSFERS- FISCAL YEAR 2025-2026

| Fund and Department      | Account Description  | Original/ Updated Budget Balance | Transfer To        | Transfer From        | Revised Budget Balance |
|--------------------------|----------------------|----------------------------------|--------------------|----------------------|------------------------|
| <b>Marketing (02-80)</b> |                      |                                  |                    |                      |                        |
| 02-80-710-002            | Special Mailings     | \$ 4,000.00                      | \$ 1,250.00        | \$ -                 | \$ 5,250.00            |
| 02-80-650-000            | Group Medical & Life | 36,166.20                        | -                  | (1,250.00)           | 34,916.20              |
| <b>Total:</b>            |                      |                                  | <b>\$ 1,250.00</b> | <b>\$ (1,250.00)</b> |                        |

|  |                        |
|--|------------------------|
| <b>Grand Total Recreation Fund Budget Transfers:</b>                     | <b>\$ 78,720.00</b>    |
| <b>Total FY 2025/2026 Recreation Fund Original Appropriation Amount:</b> | <b>\$ 5,397,536.00</b> |
| <b>Maximum Amt. of Intra-Fund Budget Transfers (Limited to 10%):</b>     | <b>\$ 539,753.60</b>   |

|  |                            |               |                     |                       |               |
|--|----------------------------|---------------|---------------------|-----------------------|---------------|
| <b>Tennis Center- Administration (07-01)</b> |                            |               |                     |                       |               |
| 07-01-630-000                                | Full-Time Personnel        | \$ 345,951.60 | \$ 25,000.00        | \$ -                  | \$ 370,951.60 |
| 07-01-650-000                                | Group Medical & Life       | 96,589.27     | 5,000.00            | -                     | 101,589.27    |
| 07-01-631-000                                | Part-Time Personnel        | 138,000.00    | -                   | (20,000.00)           | 118,000.00    |
| 07-01-910-000                                | IMRF-Employer Contribution | 35,000.00     | -                   | (10,000.00)           | 25,000.00     |
| <b>Total:</b>                                |                            |               | <b>\$ 30,000.00</b> | <b>\$ (30,000.00)</b> |               |

|  |                            |           |                 |                   |           |
|--|----------------------------|-----------|-----------------|-------------------|-----------|
| <b>Tennis Center- Building (07-71)</b> |                            |           |                 |                   |           |
| 07-71-780-000                          | Risk Management/PDRMA      | 44,920.42 | 50.00           | -                 | 44,970.42 |
| 07-71-910-000                          | IMRF-Employer Contribution | 12,000.00 | -               | (50.00)           | 11,950.00 |
| <b>Total:</b>                          |                            |           | <b>\$ 50.00</b> | <b>\$ (50.00)</b> |           |

|  |                               |             |                  |                    |             |
|--|-------------------------------|-------------|------------------|--------------------|-------------|
| <b>Tennis Center- Programs (07-75)</b> |                               |             |                  |                    |             |
| 07-75-800-000                          | Ball Machines & Repairs       | \$ 1,500.00 | \$ 600.00        | \$ -               | \$ 2,100.00 |
| 07-75-915-000                          | Social Security Contributions | 32,000.00   | 100.00           | -                  | 32,100.00   |
| 07-75-782-000                          | Tournament Expenses           | 6,000.00    | -                | (700.00)           | 5,300.00    |
| <b>Total:</b>                          |                               |             | <b>\$ 700.00</b> | <b>\$ (700.00)</b> |             |

|   |                        |
|---|------------------------|
| <b>Grand Total Recreational Facilities Fund Budget Transfers:</b>       | <b>\$ 30,750.00</b>    |
| <b>Total FY 2025/2026 Rec. Fac. Fund Original Appropriation Amount:</b> | <b>\$ 2,656,854.00</b> |
| <b>Maximum Amount of Intra-Fund Budget Transfers (Limited to 10%):</b>  | <b>\$ 265,685.40</b>   |



# Oak Brook Park District

## BOARD MEETING

### AGENDA ITEM –HISTORY/COMMENTARY

**ITEM TITLE: GENERAL USE REGULATIONS CHAPTERS 2-3**

**AGENDA NO: 10 C**

**MEETING DATE MAY 18, 2026**

**STAFF REVIEW:**

Deputy Director, Bob Johnson:

**RECOMMENDED FOR BOARD ACTION:**

Executive Director, Laure Kosey:

**ITEM HISTORY (PREVIOUS PARK DISTRICT BOARD REVIEWS, ACTIONS RELATED TO THIS ITEM, COMMITTEE ACTION, OTHER PERTINENT HISTORY):**

The Oak Brook Park District maintains General Use Regulations to establish and maintain control over District property and its uses by the public. The district is in the process of evaluating and updating the nine chapters and sub-sections of the regulations.

**ITEM COMMENTARY (BACKGROUND, DISCUSSION, KEY POINTS, RECOMMENDATIONS):**

Chapter two is the Protection and Use of District Property and chapter three is focused on Animals in and on district properties. A red-lined draft of proposed updates is included for Board review.

**ACTION PROPOSED:** For Review and Discussion only.

Oak Brook Park District  
Administrative Policies and Procedures**Chapter 2. Protection and Use of District Property****Sec. 2.1 Public Use; Hours**

## a) Regular Hours:

1) Except as otherwise provided in this section, and except for Central Park, District property shall be open to the public from sunrise in the morning until sunset in the evening of the same day, and shall be closed to the public from sunset each day until sunrise the following day, unless in connection with a District-sponsored function or unless a pPermit therefor has first been obtained from the District. The Board may establish other hours during which District property or any parts thereof shall be opened or closed to the public. The District may periodically revise these hours.

2) The general hours of operations for District facilities located in Central Park shall be published in the District's Program Brochure and on its website. Central Park shall be open to the public from sunrise in the morning until sunset in the evening of the same day, except for portions utilized for facility parking or portions granted extended hours of use by pPermit. Only the lighted portion of such facilities, parking lots and fields shall remain open after sunset.

3) No Person shall use, occupy, be in, or remain upon District property or leave any personal property in or upon District property which is closed to the public, or after closing hours, unless a pPermit ~~therefor~~ has first been obtained from the District.

b) Special Closings. The District may close one or more parts of District property, including athletic fields, facilities, or any part thereof, to the public at any time and for any interval of time, either temporarily or at regular intervals, and either entirely or only as to certain uses, as deemed advisable and in the best interest of the public and the District.

c) Schedules, Fees, Rules, and Regulations. Time schedules for the operation of, and the activities to be conducted on District property, and the amount of facility permit and program fees may be reviewed and approved periodically by the Board. As permitted by law, fees charged to non-residents of the District need not be the same as fees charged to residents of the District. The Board may otherwise establish policies, rules, and regulations for proper conduct by Persons using District property. Specific policies, rules and regulations pertaining to District property and programs may be posted at or on the applicable District property, published in the District's Program Brochures, or otherwise made available to the users of District property, who shall be charged with actual knowledge thereof and



Oak Brook Park District  
Administrative Policies and Procedures

shall obey or comply with all such policies, rules, and regulations. All Persons shall abide by all District ~~polices~~policies, rules and regulations and with the direct orders or requests of employees or agents of the District when using District property.

d) Admissions/Identification. No Person shall enter into, or be or remain in or upon District property without paying any required admission fees, without complying with any required registration requirements that may be established by the District, and without displaying any required admission identification. All required admission identification cards, papers and tickets are non-transferable and must be individually registered, unless otherwise specifically noted thereon. A charge may be made by the District for replacing required lost admission identification cards, papers, and tickets.

e) Unsupervised Minimum Age. For all open-use facilities, including but not limited to the Fitness Center, Track, Open Gym, and Family Aquatic Center, the minimum age requirement for using open-use facilities is 14 years and older. Children aged 13 and under must be accompanied and supervised by someone 16 years or older.

**individuals aged 14 and older may use the facilities unsupervised. Children aged 13 and under shall be supervised by someone who is at least 16 years old.**

e)f) Sec. 2.2 Bringing Plants, Shrubs or Trees Prohibited

No Person shall bring into or upon District property any tree, shrub, or plant, or portion thereof that was not purchased by the District for planting or use on District property; provided that any Person who has obtained a pPermit to use District property, or any portion thereof, for an event, may bring plants or flowers onto District property for use only in conjunction with such event.

### **Sec. 2.3 Camping**

a) No Person shall place, erect, or use any hammock, swing, tent, shelter or any other type of temporary or permanent camping equipment, or otherwise camp in any manner on District property, unless a pPermit therefor has first been obtained from the District.

b) Persons holding a valid camping pPermit may display signs in accordance with Section 4.2(b)(4) of these Regulations.

### **Sec. 2.4 Criminal Trespass to Property**

No Person shall:

a) Enter or remain in any building or portion of District property where Persons are prohibited by the District from entering by a sign or other notice, including where use is restricted ~~to Persons of the opposite sex,~~ except as otherwise specifically



Oak Brook Park District  
Administrative Policies and Procedures

provided in these Regulations:



Oak Brook Park District  
Administrative Policies and Procedures

- b) Enter or remain in or on any District property when it is closed to the public;
- c) Climb, walk or sit upon any sign, wall, fence, building, railing or fountain on District property that is not specifically designated or customarily used for such purposes;
- d) Go upon any lawn, grass plot, planted area, tree, shrub, monument, fountain, sculpture or structure where access is prohibited by a sign or other notice, or where access is restricted by a fence or other physical barrier;
- e) Enter any District property that is reserved or scheduled for a specific group or activity, unless such Person is invited by the individual or group responsible for such activity, and unless such Person has paid any applicable required admission and/or registration fees;
- f) Enter or remain on District property if ~~his or her~~their admission privileges have been terminated, revoked, forfeited or suspended or if ~~his or her~~their permit, pass, ticket or membership card for admission to, or use of, the specific District property which ~~he~~-they enters has been suspended or revoked.

**Sec. 2.5 Damage to District Property**

Unless authorized by a written agreement with the District or unless a ~~p~~Permit therefor has first been obtained from the District, no ~~p~~Person shall, while in or on District property:

- a) Deface, paint or write on, post or otherwise affix, any printed or written words, symbols, materials, or other marks to, disfigure, break, cut, injure, destroy, tamper with or displace, or remove in or from any District property or building or other part thereof, any table; bench; fireplace; coping; lamp; post; fence; wall; monument; sculpture; bridge; athletic court or field and its related apparatus, telephone, ~~washroom~~restroom, refuse container, exhibit or display, tool or equipment; vehicle; machine; playground structure; paving or paving material; water line or other public utility or parts or appurtenances thereof; sign, notice or placard, whether temporary or permanent; equipment, facilities or other structure; or other District property or appurtenances whatsoever, either real or personal;
- b) Destroy, cut, break, injure, disturb, sever from the ground or remove any sod, soil, earth, rock, stone, timber, wood, material, or growing thing, including, but not limited to, any plant, flower, flower bed, shrub, tree, growth, or any branch, stem, fruit, or leaf thereof; or bring into or have in his/her possession in or on District property any tool or instrument intended to be used for the cutting thereof, or any



Oak Brook Park District  
Administrative Policies and Procedures

garden or agricultural implements or tools that could be used for the removal thereof;

c) Set fire to any trees, shrubs, plants, flowers, grass, plant growth or living timber, or allow any fire upon land to extend onto District property;

d) Throw, carry, drag, push or deposit in any District waters any refuse container, picnic table, barricade or other movable or unmovable property; or move, stack or hide any such property in such a way as to render it unavailable to the public for its intended use, cause a hazard to public safety, or damage or destroy such property;

e) Operate or drive any motor car, automobile or vehicle of any kind in or on District property in places other than roadways or in such a manner as to cause the same to collide with, run against, strike or cause to strike, injure, deface or damage any District property or appurtenance of any kind; or use any wheeled vehicle, including any object or toy that has rotating or rolling wheels or that propels a rider, at any time on any hard surfaced tennis, pickleball or basketball court, including, but not limited to, personal mobility devices, bicycles, skateboards, roller skates, roller blades, pedal or push toys, scooters, wagons and remote controlled toys;

f) Fasten any animal or attach any rope, sign, handbill or other things to any tree or shrub or to any protective device around any tree or shrub growing in or on the District property;

g) Allow any animal under the Person's ownership or temporary care to injure or deface any tree, plant, shrub, lawn or grassplot in any manner whatsoever. An animal is under a Person's temporary care if the animal was brought upon District property by the Person or by a minor under the Person's temporary or permanent care;

h) Fasten any personal mobility device, bicycle, motorcycle, ~~moped~~ or other vehicle to or leave the same standing so as to injure any tree, shrublandscape, lawn ~~or grass plot~~; or other surface or park feature.

i) Deface, destroy, cover or otherwise make unreadable any traffic warning ~~or prohibitory~~ sign or symbol in or on District property;

j) Mark, carve, bend, cut, paint, deface, breakdown, destroy, damage, alter, change, sever, uproot, excavate or otherwise remove, or attach or suspend any rope, wire or other material or contrivance to or from any District property;

k) Fail to maintain District property in a neat and sanitary condition; or

l) Bring into, throw, cast, drop, deposit, or otherwise leave or lay down any smoke bomb, fireworks, or other offensive smelling compound on District property.



Oak Brook Park District  
Administrative Policies and Procedures

**Sec 2.6 Encroachment on District Property**

- a) No Person shall construct, place, plant, or otherwise locate on District property any improvement, fixture, or plant material, or otherwise encroach upon District property, unless an easement, license, or ~~p~~Permit therefor has first been obtained from the District.
- b) Any Person who violates Section 2.6 (a) of this section shall, at his or her sole cost and expense, remove any encroachment from District property within sixty (60) days after receiving a written demand from the District.
- c) The District may remove any encroachment(s) from District property and assess the Person who violated this section the cost of removing such encroachment(s), and such charge shall be in addition to and not in lieu of any penalties or remedies provided for in these Regulations or other applicable law.

**Sec. 2.7 Pools**

The following rules and regulations shall apply to all District swimming pools:

- a) All swimming pools shall be open for public swimming during published and posted hours, weather and safety conditions permitting.
- b) No Person shall enter the locker rooms or pool areas without payment of the admission charge that is established by the District, or without displaying the proper membership identification cards that are issued therefor.
- c) No Person under ~~ten-thirteen (1013)~~ years of age shall be admitted to the pool area unless ~~he or she is~~they are accompanied and supervised by ~~a~~Person ~~who legally possesses an adult pass~~ (ages sixteen (16) years old and over) ~~or an adult daily admission, and~~ who demonstrates competency to assume full responsibility for the care and safety of the Person under ~~ten (1013)~~ years of age.
- d) If any Person shall refuse to obey any orders of lifeguards, managers, aquatic center staff, or any agent of the District, the District may immediately terminate or suspend such Person's rights to use the ~~pool-aquatic center~~ and other District property. Lifeguards are responsible for enforcing safety rules and responding to emergencies. Parents, guardians, or other Persons who are sixteen (16) years of age or older, and who are accompanying a child who is under ~~ten-thirteen (1013)~~ years of age, shall supervise the child.
- e) No Person shall attempt admission to the pools, and such admission shall be refused, if the Person has a contagious disease; an infectious condition such as a cold, fever, ringworm, foot infection, skin lesions, diarrhea, vomiting, inflamed eyes, ear discharges, or any other condition which has the appearance of being



Oak Brook Park District  
Administrative Policies and Procedures

infectious; any excessive sunburn; abrasions which have not healed; corn plasters, bunion pads, adhesive tape, rubber bandages, or other bandages of any kind; or if the Person appears to be under the influence of drugs or alcohol or is exhibiting erratic behavior.

f) Persons with qualifying disabilities under state and/or federal law that require reasonable accommodations to enjoy the ~~Family Aquatic Center~~aquatic center should contact the staff of the aquatic center.

g) Food and beverages are allowed ~~in the concession~~concessioning designated areas only. No glass containers are permitted anywhere in the ~~a~~Aquatic ~~c~~Center. Plastic bottles will be allowed in approved areas. Alcoholic beverages are prohibited at or inside the ~~Family Aquatic Center~~aquatic center.

h) In accordance with the Public Health Code, all ~~Persons~~persons are encouraged to take a shower before entering the pool area.

i) Personal conduct within the pool facility must be such that the safety of self and others is not jeopardized. Running and boisterous or rough play are prohibited, except during supervised water sports.

j) Only clean ~~aquatic~~footwear; ~~baby strollers, or wheelchairs and wheeled devices~~ are allowed ~~in the~~around the pool areas or locker rooms. ~~Street shoes are prohibited on the pool deck.~~

k) Spitting, spouting of water, blowing the nose or otherwise introducing contaminants into the pool is prohibited.

l) Glass, soap, or other material that might create hazardous conditions or interfere with efficient operation of the swimming pool are prohibited in the swimming pool or on the pool deck.

m) All apparel worn in the pool shall be clean.

n) All children who are not toilet-trained shall wear ~~tightly fitting rubber or plastic pants, or~~ approved swim diapers.

o) Diving is allowed only in designated areas under the direction of aquatic staff. Diving in water less than four (4) feet deep is prohibited except when allowed for competitive swimming and training.

p) Metal objects, eyeglasses, and jewelry are not permitted on the slide.

q) A Person must be forty-two (42) inches or taller to ride the slide.



Oak Brook Park District  
Administrative Policies and Procedures

r) Individuals using the slide are asked to slide feet first only. Chain riding is prohibited.

~~s) Guests with medical conditions, including but not limited to heart disease, high blood pressure, or those taking prescription medications should consult a physician before using the whirlpool or water slide. Elderly Persons, those suffering with heart disease or high blood pressure, and Persons using prescription medications should consult with their physicians before using the whirlpool and water slide.~~

~~t)s) Any Person who refuses to obey pool rules or otherwise violates any other provision of these Regulations may be barred by the District from further use of the pool for the remainder of the pool season, in addition to any other penalties set forth in these Regulations.~~

**Sec. 2.8 Public Assemblies and Activities**

a) No Person shall do any of the following on District property, unless a **pPermit** ~~therefor~~ has first been obtained from the District:

- 1) Call or hold a public assembly, exhibition or entertainment of any description;
- 2) Conduct any musical concert, play any amplified instrument, or set up or use any communication system; or
- 3) Hold or attempt to hold any meeting, assembly, demonstration, celebration, parade, rally, religious worship, or any sponsored entertainment, social, recreational or athletic event/tournaments, or conduct any play class, day camp, sports league activity, fitness class, personal training, or other organized group of any kind, whether organized or conducted for profit or non-profit.

b) Persons desiring to engage in any of the above activities may apply to the District for a written **pPermit** under the policies established by the Board and subject to fees set by the Board.

c) Any Person issued a **pPermit** by the District shall produce the **pPermit** and exhibit it upon request of any District employee or officer.

d) No Person other than a District employee or **law enforcement** officer shall disturb or interfere with any Person occupying District property under the authority of a **pPermit**.

**Sec. 2.9 Use of Restrooms, ~~Washrooms~~Restrooms, and Locker Rooms**

a) Every Person shall cooperate in maintaining restrooms, ~~washrooms~~ and locker rooms in a neat and sanitary condition.



Oak Brook Park District  
Administrative Policies and Procedures

b) No Person shall deposit objects of any kind other than toilet paper in the toilets or plumbing fixtures of a restroom, ~~washroom facility~~ or locker room.

c) Except as otherwise permitted in this section for children under the age of three (3), no Person shall enter into or remain in any restroom, restroom washroom, or locker room designated for the opposite sex. Children five (5) years of age and under may use restrooms, washrooms and locker rooms designated for the opposite sex when a family facility is unavailable.

d) No Person shall use any camera, video recorder or other device to record or transmit visual image(s) in or from any rest room, ~~washroom~~ or locker room of the District.



Oak Brook Park District  
Administrative Policies and Procedures

### Chapter 3. Animals

#### Sec. 3.1 Domesticated Animals and Pets

a) Except for a service animal as defined in the District's "Service Animal Policy," which Policy is attached in Appendix A of these Regulations, and as regulated and restricted by such Policy, no Person shall bring a dog, horse, or other domestic animal into or onto any District property, except as follows:

1) A domesticated animal may generally be brought into an outdoor area; provided that such domesticated animal shall be kept on a leash of not more than six feet (6') in length, that the handler of any such domesticated animal shall have personal control of the domesticated animal at all times and shall not leave the domesticated animal unattended at any time, even if leashed, and that no domesticated animal may be brought into any playground, ~~ball field,~~ athletic field, or splash pad;

2) With the permission of the Executive Director or ~~his/her~~their designee; or

3) In conjunction with an activity or event conducted or sponsored by the District or in conjunction with a zoo, museum, nature center, or similar facility controlled, permitted or licensed by the District.

b) All owners or Persons having control of any domesticated animal shall be equipped to remove and properly dispose of any animal waste and shall be responsible to remove any ~~excrement~~waste from District property left by such animal.

c) Any domesticated animal found on District property in violation of subsections (a) or (b) may be apprehended, removed to an animal shelter, public pound, or other place provided for that purpose and, unless the owner claims the animal and is financially responsible for violations of these Regulations, such animal may be disposed of pursuant to the applicable laws or ordinances of the State of Illinois and DuPage and Cook Counties. The owner or Person responsible for such animal shall be responsible for all costs and expenses incurred or encumbered in the removal and boarding of such animal, and such charge shall be in addition to and not in lieu of any other penalties provided for in these Regulations, or any applicable federal, state, local and/ or other District laws, ordinances, rules or regulations.

d) Service animals ~~for the visually impaired~~ and other domesticated animals specially trained to assist Persons with disabilities are excluded from the prohibitions of this section when they are accompanying Persons with disabilities for purposes of providing such assistance. See the District's Service Animal Policy for more detail, which policy is provided in Appendix A of these Regulations.



Oak Brook Park District  
Administrative Policies and Procedures

**Sec. 3.2 Protection of Non-Domesticated Animals, Birds, Fish, and Other Wildlife**

For purposes of this section “wildlife” means any bird, mammal, reptile, amphibian, fish, or other non-domesticated animal, or the young or eggs thereof.

a) No Person shall bring or release any wildlife onto District property; provided, however, that the District may bring or release, or permit another Person to bring or release, such proscribed animals onto District property in conjunction with an activity or event conducted or sponsored by the District, or unless a ~~p~~Permit therefor has first been obtained from the District for the ecological re-establishment at the District’s nature center, in District waters, or at any similar facility maintained by the District.

b) No Person shall feed any wildlife on District property except with the permission of the Executive Director or ~~his/her~~their designee.

c) No Person shall hunt, pursue, hurt, molest, wound, kill, harm, trap, catch, poison, abuse, chase, shoot, touch, throw or propel objects at, endanger in any way, remove or cause to be removed, treat cruelly, or have in possession, any wildlife on, upon, over, or under District property, unless a ~~P~~permit therefor has first been obtained from the District, provided, however, that fishing is permitted in accordance with Section 3.2(g) below.

d) No Person shall give or offer any harmful, poisonous, or noxious substance to any wildlife on District property.

e) No Person shall touch, tease, frighten, disturb, or otherwise intentionally interfere with any wildlife while feeding, nesting, breeding, sleeping, resting, flying or engaging in any other activity on, upon, over or under District property, unless a ~~p~~Permit therefor has first been obtained from the District.

f) No Person shall molest, touch, throw or propel an object at, destroy, dig up, crush, shake, rob or disturb, in any way tamper with or damage the nest, lair, den, burrow, or home of any wildlife found on, upon, over or under District property.

g) Fishing

1) No Person shall fish in District waters in areas at which the District has posted signage prohibiting such activities.

2) Every Person fishing in District waters shall comply with these Regulations, or any applicable federal, state, local, and/or other District



Oak Brook Park District  
Administrative Policies and Procedures

laws, ordinances, rules, and regulations including, without limitation, conservation laws and licensing requirements.

3) Fishing in District waters shall be conducted by means of a hook and line, with the rod or line being closely attended. No Person shall use drugs, poisons, explosives, electricity, or missiles of any kind to fish in District waters.

4) No Person shall dig, scratch or otherwise disturb District property in order to locate or take bait.

5) Every Person shall carefully and immediately return to the water from which it was taken any fish that does not conform to size or species restrictions imposed by any applicable federal, state, local, or District laws, ordinances, rules, or regulations, or that the Person chooses not to keep.

6) Ice fishing is prohibited on any District waters.

11. ENTER CLOSED SESSION: For the purpose of the selection of a person to fill a public office, as defined in this Act, including a vacancy in a public office, when the public body is given power to appoint under law or ordinance, or the discipline, performance or removal of the occupant of a public office, when the public body is given power to remove the occupant under law or ordinance, pursuant to 5 ILCS 120/2(c)(3) of the Open Meetings Act.

12. ARISE FROM CLOSED SESSION AND RESUME THE OPEN SESSION

The next Regular Meeting of the Oak Brook Park District Board of Commissioners will be held on June 15, 2026, 6:30 p.m.

Adjournment