

## **Addendum #1, May 30, 2024**

### **Family Aquatic Center Painting Project**

**All addenda to bidders shall be incorporated into the bid documents. Each bidder submitting a bid must acknowledge receipt of any and every addendum received.**

**All bidders shall include a printed and signed copy of this addendum with their bid submittal.**

**All bidders must complete and submit with their bid the Contractor's Certifications, Bid Form, and the bid bond as specified in the bid packet along with this signed addendum to have their bid considered by the District.**

1. Stenciled markings/words on walls: All stenciled markings/words should be replaced (re-stenciled) the same as existing.
2. Color of rectangular duct work to be re-painted: The rectangular duct work extending from above the office area into the lower portion of the roof-top HVAC unit shall be painted to match the existing surrounding duct work. None of the round duct work is included in the bid.
3. Signs, banners, wall hangings: Park District staff will remove any existing signs, banners, and wall hangings prior to commencement of the project so that the contractor may patch and paint.
4. Rusting column bases in slide stairwell: Within the stairwell to the slide tower, two steel columns are showing deterioration (rusting) where the column meets the concrete stairs. The Park District is having these areas inspected by a structural engineer who will make a recommendation for repair. Contractor should paint up to these deteriorated areas only. (see photo)
5. Header over the "gang shower" area: At the header where the aquatic center transitions into the "gang shower" area in front of the locker rooms, the existing condition is an unfinished 12-inch-wide band of joint compound (drywall mud). Contractor shall remove any loose or unsuitable joint compound, skim coat and sand the unfinished area, and match the texture of the wall above as close as possible before painting. (see photo)
6. Stopping point above life guard office: The CMU block wall extends beyond the vertical limit of the life guard office exterior wall. However, painting above that area of the guard office will be challenging. Therefore, wall painting shall terminate at where the blue vertical wall surface meets the wall above. (See photo)

7. Linear feet of railing: The linear feet of railing (rectangular railings with vertical slats) to be painted is approximately 165 feet: This measurement is based upon the length of the top hand rail.
8. Linear feet of tubular hand railing: The linear feet of the tubular railing is approximately 154 feet.
9. Linear feet of window frames to be painted is approximately 340 feet.
10. Count of doors to be painted: Five (5) solid metal doors, three (3) metal frame doors with half windows, and two (2) metal frame doors with full-length glass. \*NOTE: All ten (10) doors shall be painted on one-side only.
11. Slide exterior: In the technical specifications of the bid (page 42 of the bid packet), "slide exterior" is referenced in the surface/product specification. Please note that no portion of the slide or its framework is included in the bid, as referenced in the section, "*Excluded Surfaces from Scope of Work*" on page 42.
12. Facility plans: The plans for the aquatic facility appear on the following page.

**The Bidder's signature below acknowledges the receipt of Addendum #1, issued May 30, 2024 for the Family Aquatic Center Painting Project**

**Bidder's Signature:** \_\_\_\_\_

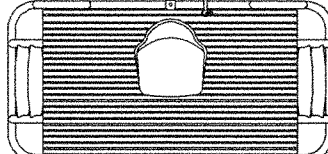

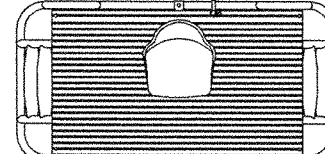





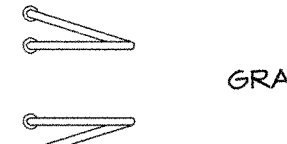

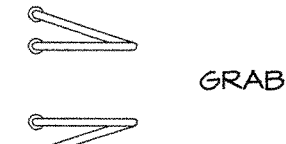

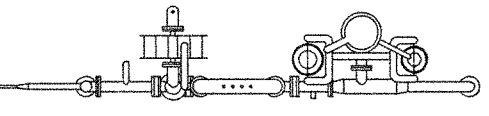




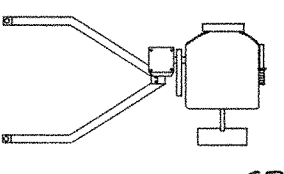

**Bidder's Name:** \_\_\_\_\_

**Company Name:** \_\_\_\_\_

**Date:** \_\_\_\_\_

SURFACE AREA:	2,733 SQ. FT.	SURFACE AREA:	2,703 SQ. FT.
VOLUME (INCL. SURGE):		VOLUME (INCL. SURGE):	109,266 GAL.
0" - 36"	19,482 GAL		
36" - 50"	14,227 GAL		
PLUNGE	10,711 GAL		
	TOTAL 44,420 GAL.		
TURNOVER:		TURNOVER:	240 MINUTES
0" - 36"	120 MINUTES		
36" - 50"	240 MINUTES		
PLUNGE	60 MINUTES		
CIRCULATION FLOW:	400 GPM		
FILTRATION RATE:	13.0 GPM/SF FILTER		
FILTER AREA:	30.9 SQ. FT.		
SURGE VOLUME REQUIRED:	1,640 GALLONS		
SURGE VOLUME PROVIDED:	4,428 GALLONS		
ACTIVITIES			
GADGET & GIZMOS	250 GPM		
GEYSERS	250 GPM		
SLIDE	800 GPM		
SWIM CHANNEL	800 GPM		

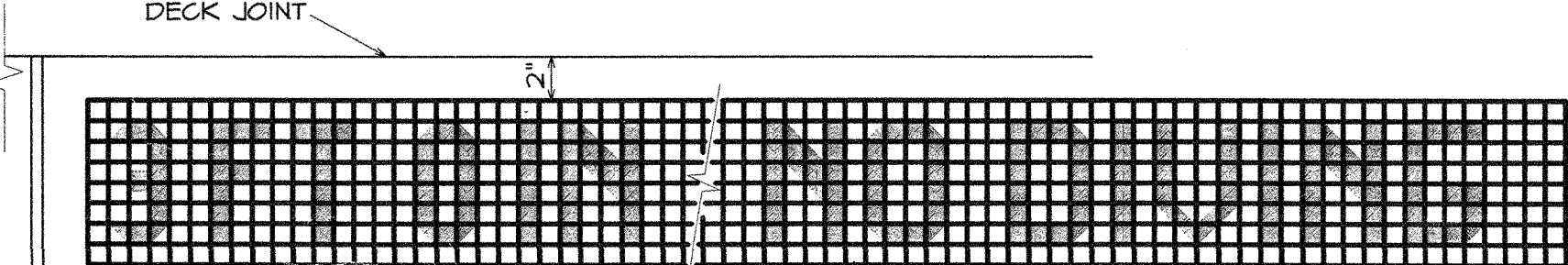
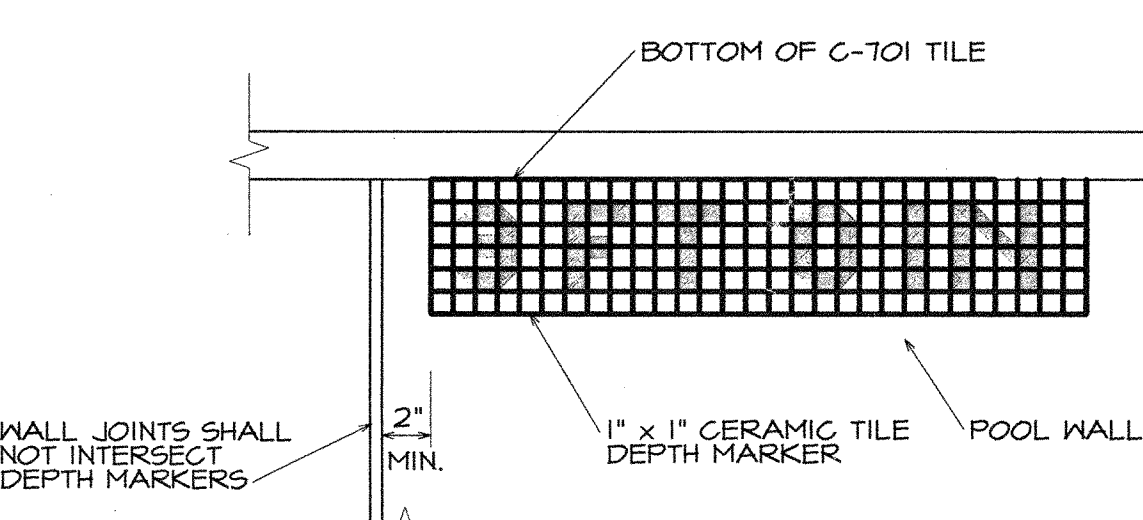
LEISURE POOL CALCULATIONS	PL1.0-2	LAP POOL CALCULATIONS	PL1.0-3
SCALE: NONE		SCALE: NONE	

 LIFE GUARD CHAIR (PORTABLE)	 MAIN DRAIN	 LIFE GUARD CHAIR (PORTABLE)	 MAIN DRAIN
 RAILING	 WALL INLET	 "WAVE EATERS" LANE DIVIDERS	 WALL INLET
 GRAB RAILS	 DEPTH NO DIVING MARKERS	 GRAB RAILS	 LANE MARKING
 GADGET & GIZMOS		 STARTING BLOCK	 DEPTH NO DIVING MARKERS
 GEYSERS		 POOL LIGHT	 SPECTRUM SWIMLIFT II
		 BACK STROKE FLAG LINE	

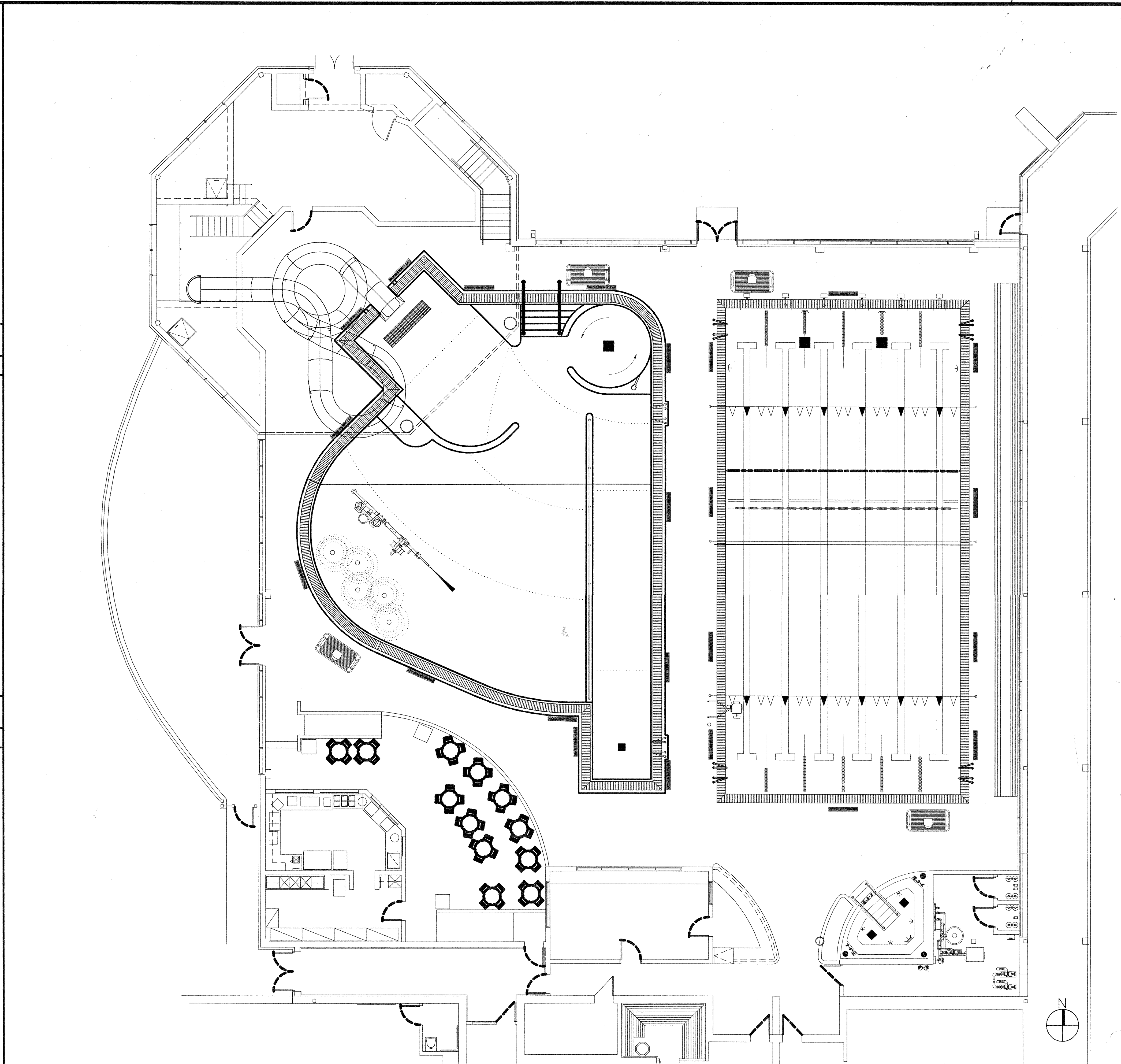
LEISURE POOL SYMBOL KEY	PL1.0-4	LAP POOL SYMBOL KEY	PL1.0-5
SCALE: NONE		SCALE: NONE	

<div>1 - 0FT 0IN</div> <div>2 - 1FT 0IN</div> <div>3 - 3FT 0IN</div> <div>4 - 3FT 6IN</div> <div>5 - 4FT 0IN</div>	<div>1 - 4FT 0IN</div> <div>2 - 4FT 6IN</div> <div>3 - 5FT 0IN</div> <div>4 - 7FT 0IN</div>
--	---


LEISURE POOL / DEPTH MARKER KEY	PL1.0-6	LAP POOL / DEPTH MARKER KEY	PL1.0-7
SCALE: NONE		SCALE: NONE	

 DECK JOINT 2" MIN. DECK 1" x 1" CERAMIC TILE DECK JOINTS SHALL NOT INTERSECT DEPTH MARKERS	 BOTTOM OF C-101 TILE 1" x 1" CERAMIC TILE POOL WALL WALL JOINTS SHALL NOT INTERSECT DEPTH MARKERS 2" MIN. 1" x 1" CERAMIC TILE DEPTH MARKER POOL WALL WALL JOINTS SHALL NOT INTERSECT DEPTH MARKERS 2" MIN. 1" x 1" CERAMIC TILE DEPTH MARKER POOL WALL
NOTES: 1. DEPTH SHALL BE VERIFIED BY SECTION 13150 CONTRACTOR AND MARKERS SHALL BE INSTALLED TO INDICATE ACTUAL DEPTH OF WATER. 2. DEPTH MARKERS SHALL BE SPACED AT NOT MORE THAN 25'-0" INTERVALS MEASURED PERIPHERALLY. REFER TO PLAN FOR APPROXIMATE LOCATION. 3. TILES SHALL BE RECESSED SO THAT THE FACE OF THE TILE IS FLUSH WITH FINISHED SURFACE. 4. DECK - DEPTH MARKERS SHALL BE 1"x1", WHITE, NON-SLIP TILE WITH 1"x1" NON-SLIP TILE MAKING 6" BLACK NUMERALS. 5. NO DIVING MARKERS SHALL BE 1"x1", RED, NON-SLIP TILE MAKING 6" HIGH LETTERS.	6. WALL - DEPTH MARKERS SHALL BE 1"x1", WHITE, TILE WITH 1"x1" NON-SLIP TILE MAKING 4" HIGH BLACK NUMERALS.


DEPTH MARKER - DECK & WALL	PL1.0-9	WHIRLPOOL CALCULATIONS	PL1.0-10
SCALE: NONE		SCALE: NONE	



POOL SITE PLAN	PL1.0-1
SCALE: 1/8"=1'-0"	

<p>SURFACE AREA: 101 SQ. FT.</p> <p>VOLUME: 1,694 GAL.</p> <p>TURNOVER: 16 MINUTES</p> <p>CIRCULATION FLOW: 106 GPM</p> <p>FILTRATION RATE: 15 GPM/SF FILTER</p> <p>FILTER AREA: 7.06 SQ. FT.</p>		<p>POOL ALTERNATES:</p> <p>1. PROVIDE MARCITE POOL PLASTER INSTEAD OF THE SPECIFIED SPECIAL AGGREGATE PLASTER POOL FINISH.</p> <p>2. PROVIDE THE SCS GADGETS AND GIZMOS WATER FEATURE.</p> <div><p>APPROVED</p><p>3-1999</p><p>11/19/99</p><p>PERMIT # _____</p><p>DATE ISSUED _____</p><p>EXPIRATION DATE _____</p><p>SCALE: NONE</p><p>REVISIONS: _____</p><p>REVISIONS: _____</p><p>REVISIONS: _____</p></div>	<p>I HEREBY CERTIFY THAT THESE PLANS (DRAWINGS PL1.0-PL5.0) AND SPECIFICATIONS SECTIONS 13150 AND 13165 WERE PREPARED BY ME AND I AM A DULY REGISTERED ARCHITECT UNDER THE LAWS OF THE STATE OF ILLINOIS.</p> <div><p></p><p>SIGNATURE</p><p>12-4-98</p><p>DATE</p></div> <div><p>STATE OF ILLINOIS</p><p>RICHARD C. SCOTT</p><p>001-013964</p><p>REGISTERED ARCHITECT</p></div> <p>THE POOL IS DESIGNED TO WITHSTAND ALL ANTICIPATED HYDRAULIC STRUCTURAL LOADINGS FOR BOTH FULL AND EMPTY CONDITIONS.</p>		
WHIRLPOOL CALCULATIONS	PL1.0-10	POOL ALTERNATES	PL1.0-11	ARCHITECT'S CERTIFICATION	PL1.0-12
SCALE: NONE	SCALE: NONE	SCALE: NONE	SCALE: NONE	SCALE: NONE	SCALE: NONE

**WATER TECHNOLOGY, INC.**  
ADVANCED PLANNING, DESIGN & ENGINEERING  
100 Park Avenue / PO Box 814 - Bayview Dam, Wisconsin 53098  
Voice 920.897.7975 FAX 920.897.7999  
This Document and the ideas, renderings and other contents herein are the sole property of Water Technology, Inc. and may not be disseminated, copied, reproduced or otherwise used without prior written consent of Water Technology, Inc.

  
Richard C. Scott  
12/1/98

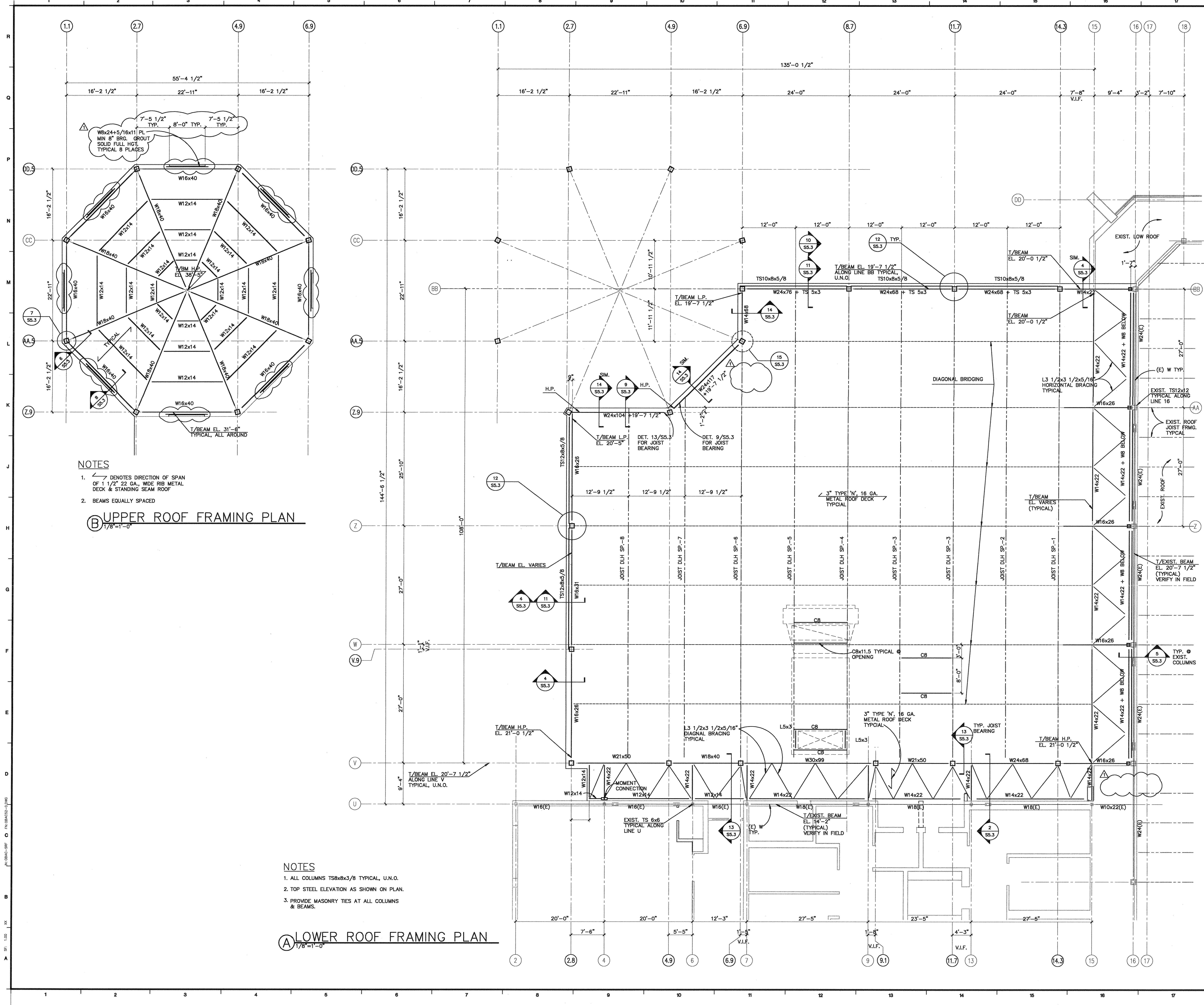
OAK BROOK PARK DISTRICT  
INDOOR AQUATIC CENTER  
1450 FOREST GATE ROAD  
OAK BROOK, IL 60521

This Document and the ideas, renderings and other contents herein are the sole property of Water Technology, Inc. and may not be disseminated, copied, reproduced or otherwise used without prior written consent of Water Technology, Inc.

The Contractor shall verify all dimensions on the job site and notify the project designer of any variation before construction.

DATE	REVISION
5-18-98	95% C.D.
6-19-98	BID SET
12-4-98	IDPH REVISIONS

DRAWN LRV  
CHECKED RCS  
APPROVED RCS  
DATE 6-10-98  
JOB NO. 97019.0  
POOL SITE PLAN  
POOL DATAS & DETAILS  
SHEET NO.  
**PL1.0**



NOTES

- 1. DENOTES DIRECTION OF SPAN OF 1 1/2" 22 GA. WIDE RIB METAL DECK & STANDING SEAM ROOF
- 2. BEAMS EQUALLY SPACED

UPPER ROOF FRAMING PLAN

NOTES

- 1. ALL COLUMNS TS8x8x3/8 TYPICAL, U.N.O.
- 2. TOP STEEL ELEVATION AS SHOWN ON PLAN.
- 3. PROVIDE MASONRY TIES AT ALL COLUMNS & BEAMS.

LOWER ROOF FRAMING PLAN

KEYNOTE LIST

**C.E. Anderson & Associates**  
*Structural Engineers*  
175 N. Franklin Street • Suite 300 • Chicago, Illinois 60606  
Phone: 312-750-1701 Fax: 312-750-1704  
Copyright © 1998 by Pollock Holzrichter Nicholas Ltd.

Revisions / Submissions:  
50% C.D. 4-18-98  
STEEL BID 5-4-98  
95% C.D. 10 May 1998

**Pollock Holzrichter Nicholas Ltd.**

**Architects Planners**  
199 Town Square/Suite D  
Wheaton, IL 60187  
Tel 630.665.8400  
Fax 630.665.8450

Oak Brook Park District  
Indoor Aquatic Center  
1450 Forest Gate  
Oak Brook, Illinois 60521

Job No.: 97016  
Date: 04-28-98  
Drawn By: RLW  
Checked: DD  
CEA

**S2.0**  
95% C.D.


Stop Paint Here



Stop Paint Here



Header above gang shower area



Men's  
Locker Room

Inclusive Family  
Locker Room

Please  
No Cell Phones.



**EXIT** ➤



◀ **FAMILIES**

◀ **WOMEN**



Stop wall paint here

